

Trackrod Historic Cup & Land Rover Challenge 2023

22/23 September 2023

Final Award Winners



Pos	No.	Driver/Co-Driver	Class	Vehicle	Total	Diff. Leader	Overall Pos
Category 1							
1	346	Richard Aczel/Allan Harryman	B5	Porsche 911	1:10:21.2		34
Category 2							
1	310	Seb Perez/Gary McElhinney	C5	Porsche 911 RS	1:01:54.6		5
Category 3							
1	301	Matthew Robinson/Sam Collis	D5	Ford Escort RS	1:01:02.6		2
Category 4a							
		No finisher eligible					
Category 4b							
1	352	James Brady/Jack Brady	F2	Porsche 911	1:09:07.2		30
Category K							
1	302	Jason Pritchard/Phil Clarke	G2	Ford Escort RS1800	1:00:57.3		1
Category H							
1	375	Mark Bentley/Edward Bentley	H2	Ford Escort Mk2	1:06:27.2		17
Class C2							
1	350	Robin Shuttleworth/Malcolm Smithson	C2	Ford Escort Mexico	1:08:25.6		26
2	356	Stuart Cariss/Linda Cariss	C2	Ford Escort Sport	1:09:39.2	1:13.6	31
Class C3							
1	342	Tony Shields/Graham Wild	C3	Ford Escort RS2000	1:07:40.8		21
Class C5							
1	326	Jeremy Easson/Mike Reynolds	C5	Ford Escort Mk1 RS2000	1:05:01.8		12
2	324	Warren Philliskirk/Garry Green	C5	Ford Escort	1:05:44.1	0:42.3	13
3	336	Phil Jobson/Peter Johnson	C5	Ford Escort Mk1	1:07:15.4	2:13.6	20
Class D3							
1	340	Dave Forrest/Jamie Forrest	D3	Ford Escort Mk2	1:06:28.2		18
2	345	Mike Reed/John Millington	D3	Ford Escort RS2000	1:06:37.0	0:08.8	19
Class D5							
1	315	Steve Bannister/Callum Atkinson	D5	Ford Escort Mk2	1:01:31.5		3
2	312	Gareth James/Daniel Petrie	D5	Ford Escort RS1800	1:01:57.7	0:26.2	6
3	303	Roger Chilman/Patrick Walsh	D5	Ford Escort Mk2	1:02:23.0	0:51.5	7
Class G2							
1	304	Nick Elliott/Dave Price	G2	Fiat 131 Abarth	1:01:50.5		4
2	347	Steve Korky Ward/Philip Sandham	G2	Ford Escort RS1800	1:07:52.1	6:01.6	24
Class H1							
1	359	Aaron Rix/Abi Haycock	H1	Ford Escort Mk2	1:08:40.5		29
Class H2							
1	337	Steve Magson/Steve Bielby	H2	Mercedes 190E Cosworth	1:07:52.0		23
2	351	Ian Hildreth/Sarah Wetton	H2	Ford Escort	1:11:24.1	3:32.1	39
Class LR1							
1	408	Danny Hedges/Josie Harris	LR1	Land Rover Defender	1:17:34.9		52
Class LR2							
1	401	Miles Williams/Andy Dennis	LR2	Land Rover Bowler Defender 90	1:13:10.3		40
2	402	Richard Wynne-Williams/Matthew Lowe	LR2	Land Rover Bowler Defender 90	1:13:41.8	0:31.5	41

Issued at 19:55 on 23 September 2023

1

Results by Tynemouth Computer Services.



®Supported by



Trackrod Historic Cup & Land Rover Challenge 2023

22/23 September 2023

Final Positions



Pos	No.	Driver/Co-driver	Class	Class Pos.	Vehicle	Total Stages	Total Penalty	Total Time	Diff. Leader
Trackrod Historic Cup									
1	302	Jason Pritchard/Phil Clarke	G2	1	Ford Escort RS1800	1:00:57.3		1:00:57.3	
2	301	Matthew Robinson/Sam Collis	D5	1	Ford Escort RS	1:01:02.6		1:01:02.6	0:05.3
3	315	Steve Bannister/Callum Atkinson	D5	2	Ford Escort Mk2	1:01:31.5		1:01:31.5	0:34.2
4	304	Nick Elliott/Dave Price	G2	2	Fiat 131 Abarth	1:01:50.5		1:01:50.5	0:53.2
5	310	Seb Perez/Gary McElhinney	C5	1	Porsche 911 RS	1:01:54.6		1:01:54.6	0:57.3
6	312	Gareth James/Daniel Petrie	D5	3	Ford Escort RS1800	1:01:57.7		1:01:57.7	1:00.4
7	303	Roger Chilman/Patrick Walsh	D5	4	Ford Escort Mk2	1:02:23.0		1:02:23.0	1:25.7
8	313	James Lepley/Simon Jones	D5	5	Ford Escort	1:03:17.3		1:03:17.3	2:20.0
9	376	Michael McDaid/Harry Stubbs	D5	6	Ford Escort Mk2 RS1800	1:03:28.5		1:03:28.5	2:31.2
10	319	Baz Jordan/Arwel Jenkins	D5	7	Ford Escort	1:03:42.4		1:03:42.4	2:45.1
11	334	Ben Jemison/Sam Spencer	D4	1	Vauxhall Chevette HSR	1:04:53.9		1:04:53.9	3:56.6
12	326	Jeremy Easson/Mike Reynolds	C5	2	Ford Escort Mk1 RS2000	1:05:01.8		1:05:01.8	4:04.5
13	324	Warren Philliskirk/Garry Green	C5	3	Ford Escort	1:05:44.1		1:05:44.1	4:46.8
14	321	James Potter/Bob Duck	D5	8	Ford Escort RS	1:06:02.4		1:06:02.4	5:05.1
15	335	Andrew Robinson/Kevin Wilson	D5	9	Ford Escort	1:06:13.0		1:06:13.0	5:15.7
16	330	Phil Squires/Mick Squires	D5	10	Ford Escort	1:06:19.2		1:06:19.2	5:21.9
17	375	Mark Bentley/Edward Bentley	H2	1	Ford Escort Mk2	1:06:27.2		1:06:27.2	5:29.9
18	340	Dave Forrest/Jamie Forrest	D3	1	Ford Escort Mk2	1:06:28.2		1:06:28.2	5:30.9
19	345	Mike Reed/John Millington	D3	2	Ford Escort RS2000	1:06:37.0		1:06:37.0	5:39.7
20	336	Phil Jobson/Peter Johnson	C5	4	Ford Escort Mk1	1:07:15.4		1:07:15.4	6:18.1
21	342	Tony Shields/Graham Wild	C3	1	Ford Escort RS2000	1:07:40.8		1:07:40.8	6:43.5
22	341	David Dobson/Brian Hodgson	D3	3	Ford Escort Mk2	1:07:45.6		1:07:45.6	6:48.3
23	337	Steve Magson/Steve Bielby	H2	2	Mercedes 190E Cosworth	1:07:52.0		1:07:52.0	6:54.7
24	347	Steve Korky Ward/Philip Sandham	G2	3	Ford Escort RS1800	1:07:52.1		1:07:52.1	6:54.8
25	374	Stephen Benton/Oli Benton	D5	11	Ford Escort Mk2	1:08:07.0		1:08:07.0	7:09.7
26	350	Robin Shuttleworth/Malcolm Smithson	C2	1	Ford Escort Mexico	1:08:25.6		1:08:25.6	7:28.3
27	329	Christopher Ingram/Paul Turner	G2	4	Ford Escort	1:08:30.1		1:08:30.1	7:32.8
28	333	Chris Squires/Shawn Hughes	D2	1	Ford Escort	1:08:35.0		1:08:35.0	7:37.7
29	359	Aaron Rix/Abi Haycock	H1	1	Ford Escort Mk2	1:08:40.5		1:08:40.5	7:43.2
30	352	James Brady/Jack Brady	F2	1	Porsche 911	1:09:07.2		1:09:07.2	8:09.9
31	356	Stuart Cariss/Linda Cariss	C2	2	Ford Escort Sport	1:09:39.2		1:09:39.2	8:41.9
32	344	Tony Thompson/Matthew Thompson	D5	12	Ford Escort Mk2	1:10:00.0		1:10:00.0	9:02.7
33	349	Phillip Harris/Derek Davies	C3	2	Ford Escort	1:10:13.6		1:10:13.6	9:16.3
34	346	Richard Aczel/Allan Harryman	B5	1	Porsche 911	1:10:21.2		1:10:21.2	9:23.9
35	348	Steven Ormond-Smith/Peter Scott	C5	5	Ford Escort RS1600	1:10:28.1		1:10:28.1	9:30.8
36	365	Rodger Mark Fowler/Malcolm Johnson (Mick)	D5	13	Ford Escort Mk2	1:10:54.7		1:10:54.7	9:57.4
37	358	Philip Clarke/Richard Bonner	D5	14	Ford Escort Mk2	1:11:07.4		1:11:07.4	10:10.1
38	338	Dave Watkins/Dave Shepherd	C2	3	Ford Escort Mk1	1:11:10.6		1:11:10.6	10:13.3
39	351	Ian Hildreth/Sarah Wetton	H2	3	Ford Escort	1:11:24.1		1:11:24.1	10:26.8
40	361	Jacob Neal/Russell Thompson	H1	2	BMW Mini Cooper R50	1:13:56.5		1:13:56.5	12:59.2
41	353	Tony Jardine/Alexander Procter	C3	3	Chrysler Avenger	1:14:02.6		1:14:02.6	13:05.3
42	362	Paul Holmes/Eilizabeth Beesley	D3	4	Ford Escort Mk2 RS2000	1:14:06.6		1:14:06.6	13:09.3
43	364	Matt Bown/Wayne Langthorne	C2	4	Hillman Avenger	1:14:20.6		1:14:20.6	13:23.3
44	366	Alan Kitson/John Roberts	C2	5	Ford Escort Mk1	1:14:54.9		1:14:54.9	13:57.6
45	368	Terry Cree/Richard Shores	B2	1	Mini Cooper S	1:15:49.7		1:15:49.7	14:52.4
46	369	Freddy Camp/Stephen Spear	H1	3	Ford Escort	1:17:32.4		1:17:32.4	16:35.1
47	377	Remy Thomissen/Chris Davies	C5	6	Ford Escort Mk1 RS2000	1:37:29.9		1:37:29.9	36:32.6
Trackrod Land Rover Challenge									
1	401	Miles Williams/Andy Dennis	LR2	1	Land Rover Bowler Defender 90	1:13:10.3		1:13:10.3	
2	402	Richard Wynne-Williams/Matthew Lowe	LR2	2	Land Rover Bowler Defender 90	1:13:41.8		1:13:41.8	0:31.5
3	403	Jorma Jokela/Janne Jokela	LR2	3	Land Rover Bowler Defender 90	1:14:17.2		1:14:17.2	1:06.9
4	406	Denis Ferry/John Tomley	LR2	4	Land Rover Bowler Defender 90	1:15:16.1		1:15:16.1	2:05.8
5	404	Vanessa Ruck/Chris Cuming	LR2	5	Land Rover Bowler Defender 90	1:15:35.0		1:15:35.0	2:24.7
6	408	Danny Hedges/Josie Harris	LR1	1	Land Rover Defender	1:17:34.9		1:17:34.9	4:24.6
7	411	George Martin/Jack Bean	LR1	2	Land Rover Defender Wolf XD	1:19:04.5		1:19:04.5	5:54.2
8	405	Paul White/Pete Wilson	LR2	6	Land Rover Bowler Defender 90	1:21:05.5		1:21:05.5	7:55.2
9	410	Ben Shackleton/Luke Eastwood	LR1	3	Land Rover Defender Wolf	1:27:46.6		1:27:46.6	14:36.3

Issued at 19:55 on 23 September 2023

2

Results by Tynemouth Computer Services.



®Supported by



Trackrod Historic Cup & Land Rover Challenge 2023

22/23 September 2023

Final Results by Competition Number

Results to MTC4

Number of starters is 83



No.	Grp Pos	Entrant/Sponsor Driver/Co-driver	Class	Class Posn.	Vehicle	Total Stages	Total Penalty	Total Time	Diff. Leader
Trackrod Historic Cup									
301	2	Robinson Road Planing Services/RAP Recycled Asphalt Products Matthew Robinson/Sam Collis	D5	1	Ford Escort RS	1:01:02.6		1:01:02.6	0:05.3
302	1	North Road Garage Builth Wells/Get Jerky/J&S Handling/Trailhead Fine Foods/Chartists 17 Jason Pritchard/Phil Clarke	G2	1	Ford Escort RS1800	1:00:57.3		1:00:57.3	
303	7	Haywood Crushing Demolition/Securcom/Connops/Danfords/Evans Cleaning/Wales Motorsport Roger Chilman/Patrick Walsh	D5	4	Ford Escort Mk2	1:02:23.0		1:02:23.0	1:25.7
304	4	Rally Sport Development Nick Elliott/Dave Price	G2	2	Fiat 131 Abarth	1:01:50.5		1:01:50.5	0:53.2
305		Adrian Hetherington/Gary Nolan	D5		Ford Escort RS1800	Stopped SS5			
306		Square Meadow Ltd Robert Gough/Paul Morris	D5		Ford Escort Mk2	Did not start day 2			
309		The Cobble Shop/My Storage Hub/Kielder WT/Jason Lepley Motorsport George Lepley/Dale Bowen	F3		Mitsubishi Galant VR4	Stopped SS3			
310	5	Seb Perez/Gary McElhinney	C5	1	Porsche 911 RS	1:01:54.6		1:01:54.6	0:57.3
311		Entrant: Atlantic Stefaan Stouf/Dai Roberts	C5		Ford Escort RS1600	Stopped SS4			
312	6	Gareth James Motorsport/Bluesky Engineering Gareth James/Daniel Petrie	D5	3	Ford Escort RS1800	1:01:57.7		1:01:57.7	1:00.4
313	8	Kielder James Lepley/Simon Jones	D5	5	Ford Escort	1:03:17.3		1:03:17.3	2:20.0
314		Lealholm Auto Services Nick Cook/Dave Raw	H2		Ford Escort	Stopped SS5			
315	3	Snowden Motorsport/Sontex/W Scruton/JCB/Oxet Steve Bannister/Callum Atkinson	D5	2	Ford Escort Mk2	1:01:31.5		1:01:31.5	0:34.2
316		GDB Engineering Dev/Slights Rally Sport/ASHFAB Peter Slights/Alex Lee	D5		Ford Escort	Gearbox after SS4			
317		Kartec David Brown/Richard Wardle	D5		Ford Escort RS1800	Stopped SS6			
318		ASHFAB Motorsport Preparation Ash Slights/Dave Robson	H2		Ford Escort	Stopped SS3			
319	10	Jordan for Greener Roads/Jondel Race Engines Baz Jordan/Arwel Jenkins	D5	7	Ford Escort	1:03:42.4		1:03:42.4	2:45.1
320		Paul Thompson/Josh Davison	H2		Ford Escort	Stopped SS6			
321	14	Sulzer/Ton Hire James Potter/Bob Duck	D5	8	Ford Escort RS	1:06:02.4		1:06:02.4	5:05.1
322		Josh Carr Snap-On Josh Carr/Osian Owen	C3		Ford Escort Mk1	Stopped SS6			
323		Daniel Mennell/Hannah McKillop	H2		Ford Escort Mk2	Stopped SS5			
324	13	Warren Philliskirk/Garry Green	C5	3	Ford Escort	1:05:44.1		1:05:44.1	4:46.8
325		Mat Smith/Derek Cornforth	H1		Proton Satria	Subframe Broken SS3			
326	12	Jeremy Easson/Mike Reynolds	C5	2	Ford Escort Mk1 RS2000	1:05:01.8		1:05:01.8	4:04.5
327		Spectrum Workplace Technology Group Ken Sturdy/Glyn Thomas	G2		Ford Escort RS1800	Stopped SS6			
328		John Lowe/Nigel Hutchinson	D5		Ford Escort	Stopped after SS3			
329	27	Christopher Ingram/Paul Turner	G2	4	Ford Escort	1:08:30.1		1:08:30.1	7:32.8
330	16	Rally and Competition Equipment Phil Squires/Mick Squires	D5	10	Ford Escort	1:06:19.2		1:06:19.2	5:21.9
331		Nick Kitching/Sion Cunneiff	D5		Ford Escort RS1800	Stopped in Pickering			
332		Andrew Siddall/Paul Spooner	H2		Fiat 131 Abarth	Rear Diff after SS3			
333	28	Rally and Competition Equipment Chris Squires/Shawn Hughes	D2	1	Ford Escort	1:08:35.0		1:08:35.0	7:37.7
334	11	Ian Jemison Engineering/Alloywheelrepairs.com Ben Jemison/Sam Spencer	D4	1	Vauxhall Chevette HSR	1:04:53.9		1:04:53.9	3:56.6
335	15	A R Pumpcrete/Yorkshire Flapjack Andrew Robinson/Kevin Wilson	D5	9	Ford Escort	1:06:13.0		1:06:13.0	5:15.7
336	20	Minvit Tonic for Lambs Phil Jobson/Peter Johnson	C5	4	Ford Escort Mk1	1:07:15.4		1:07:15.4	6:18.1
337	23	SM Autocare Ltd (Specialist in Mercedes-Benz) Steve Magson/Steve Bielby	H2	2	Mercedes 190E Cosworth	1:07:52.0		1:07:52.0	6:54.7
338	38	Dave Watkins/Dave Shepherd	C2	3	Ford Escort Mk1	1:11:10.6		1:11:10.6	10:13.3
339		David Pedley/Grace Pedley	G2		Ford Escort RS1800	Retired SS6			
340	18	Strasse Porsche/M1 Motorparts/Millersoils/PMC Midlands Dave Forrest/Jamie Forrest	D3	1	Ford Escort Mk2	1:06:28.2		1:06:28.2	5:30.9

Issued at 19:55 on 23 September 2023

3

Results by Tynemouth Computer Services.



@Supported by



Trackrod Historic Cup & Land Rover Challenge 2023

22/23 September 2023

Final Results by Competition Number

Results to MTC4

Number of starters is 83



No.	Grp Pos	Entrant/Sponsor Driver/Co-driver	Class	Class Posn.	Vehicle	Total Stages	Total Penalty	Total Time	Diff. Leader
Trackrod Historic Cup (Continued)									
341	22	Vincent Dobson Builders Ltd David Dobson/Brian Hodgson	D3	3	Ford Escort Mk2	1:07:45.6		1:07:45.6	6:48.3
342	21	Redline Racing Developments Tony Shields/Graham Wild	C3	1	Ford Escort RS2000	1:07:40.8		1:07:40.8	6:43.5
343		Mick Plowman/Paul Hudson	H2		Ford Escort Mk2	Mechanical SS2 j4			
344	32	Cobots Online Tony Thompson/Matthew Thompson	D5	12	Ford Escort Mk2	1:10:00.0		1:10:00.0	9:02.7
345	19	Reed Group/Spectrum Mike Reed/John Millington	D3	2	Ford Escort RS2000	1:06:37.0		1:06:37.0	5:39.7
346	34	Richard Aczel/Allan Harryman	B5	1	Porsche 911	1:10:21.2		1:10:21.2	9:23.9
347	24	Steve Korky Ward/Philip Sandham	G2	3	Ford Escort RS1800	1:07:52.1		1:07:52.1	6:54.8
348	35	Ormco Accounts/Manx Rally Sport/DPM Steven Ormond-Smith/Peter Scott	C5	5	Ford Escort RS1600	1:10:28.1		1:10:28.1	9:30.8
349	33	Harris & Co Phillip Harris/Derek Davies	C3	2	Ford Escort	1:10:13.6		1:10:13.6	9:16.3
350	26	Robin Shuttleworth/Malcolm Smithson	C2	1	Ford Escort Mexico	1:08:25.6		1:08:25.6	7:28.3
351	39	Twenty Five York Ltd Ian Hildreth/Sarah Wetton	H2	3	Ford Escort	1:11:24.1		1:11:24.1	10:26.8
352	30	James Brady/Jack Brady	F2	1	Porsche 911	1:09:07.2		1:09:07.2	8:09.9
353	41	Coryton Sustain Classic Fuel/MIS Insurance/Pirelli/Alpinestars/QPR Ltd Tony Jardine/Alexander Procter	C3	3	Chrysler Avenger	1:14:02.6		1:14:02.6	13:05.3
354		Paul Rawson/Mike Curry	C2		Ford Escort	Head Gasket			
355		CS Property Solutions Ltd Carl Stuttard/Harry Walshaw	D3		Ford Escort Mk2	No oil left SS2 j18			
356	31	Stuart Cariss/Linda Cariss	C2	2	Ford Escort Sport	1:09:39.2		1:09:39.2	8:41.9
357		Andrew Hill/Mathew Fowle	G2		Ford Escort RS1800	Head gasket - did not start day 2			
358	37	Phillip Clarke/Richard Bonner	D5	14	Ford Escort Mk2	1:11:07.4		1:11:07.4	10:10.1
359	29	Rix Engineering Aaron Rix/Abi Haycock	H1	1	Ford Escort Mk2	1:08:40.5		1:08:40.5	7:43.2
361	40	Jacob Neal/Russell Thompson	H1	2	BMW Mini Cooper R50	1:13:56.5		1:13:56.5	12:59.2
362	42	Paul Holmes/Elizabeth Beesley	D3	4	Ford Escort Mk2 RS2000	1:14:06.6		1:14:06.6	13:09.3
363		Mark Rayment Body Repairs Mike Stainthorpe/Martin Cockerill	H2		Ford Escort	Retired at start SS6			
364	43	Bown Brothers MOT Centre/Jordan Road Surfacing Matt Bown/Wayne Langthorne	C2	4	Hillman Avenger	1:14:20.6		1:14:20.6	13:23.3
365	36	Fortus Group Ireland Rodger Mark Fowler/Malcolm Johnson (Mick)	D5	13	Ford Escort Mk2	1:10:54.7		1:10:54.7	9:57.4
366	44	Cravens Garage Alan Kitson/John Roberts	C2	5	Ford Escort Mk1	1:14:54.9		1:14:54.9	13:57.6
368	45	Beechwood Leisure Caravan Sales Terry Cree/Richard Shores	B2	1	Mini Cooper S	1:15:49.7		1:15:49.7	14:52.4
369	46	SBS Property Services Freddy Camp/Stephen Spear	H1	3	Ford Escort	1:17:32.4		1:17:32.4	16:35.1
370		Stuart Bell/Joe Bell	H2		Vauxhall Astra	Alternator after SS3			
371		Rob Evett/Michael Evett	C2		Morris Marina	No brakes after SS2			
372		Corra Contracts Paul Barrett/Gordon Noble	D5		Ford Escort	Stopped SS6			
373		Hugo MacMillan/Arthir MacMillan	C5		Ford Escort Mk1 RS1600	Stopped SS5			
374	25	Steve Benton Transport/Ceramx/BRS Suspension/DEN Motorsport Stephen Benton/Oli Benton	D5	11	Ford Escort Mk2	1:08:07.0		1:08:07.0	7:09.7
375	17	EVO Motorsport Mark Bentley/Edward Bentley	H2	1	Ford Escort Mk2	1:06:27.2		1:06:27.2	5:29.9
376	9	Michael McDaid/Harry Stubbs	D5	6	Ford Escort Mk2 RS1800	1:03:28.5		1:03:28.5	2:31.2
377	47	Developments Plus Ltd/Braces Bread Remy Thomissen/Chris Davies	C5	6	Ford Escort Mk1 RS2000	1:37:29.9		1:37:29.9	36:32.6
Trackrod Land Rover Challenge									
401	1	Miles Williams/Andy Dennis	LR2	1	Land Rover Bowler Defender 90	1:13:10.3		1:13:10.3	
402	2	Richard Wynne-Williams/Matthew Lowe	LR2	2	Land Rover Bowler Defender 90	1:13:41.8		1:13:41.8	0:31.5
403	3	Multitude SE Jorma Jokela/Janne Jokela	LR2	3	Land Rover Bowler Defender 90	1:14:17.2		1:14:17.2	1:06.9
404	5	Ent: The Girl On a Bike Racing Spon: The Girl On the Bike Racing Vanessa Ruck/Chris Cuming	LR2	5	Land Rover Bowler Defender 90	1:15:35.0		1:15:35.0	2:24.7
405	8	Paul White/Pete Wilson	LR2	6	Land Rover Bowler Defender 90	1:21:05.5		1:21:05.5	7:55.2

Issued at 19:55 on 23 September 2023

4

Results by Tynemouth Computer Services.



@Supported by



Trackrod Historic Cup & Land Rover Challenge 2023

22/23 September 2023

Final Results by Competition Number

Results to MTC4

Number of starters is 83



No.	Grp Pos	Entrant/Sponsor Driver/Co-driver	Class	Class Posn.	Vehicle	Total Stages	Total Penalty	Total Time	Diff. Leader
Trackrod Land Rover Challenge (Continued)									
406	4	Denis Ferry/John Tomley	LR2	4	Land Rover Bowler Defender 90	1:15:16.1		1:15:16.1	2:05.8
408	6	Danny Hedges/Josie Harris	LR1	1	Land Rover Defender	1:17:34.9		1:17:34.9	4:24.6
409		Michael Hurley/Callum Tyrrell	LR1		Land Rover Defender Wolf XD	Stopped SS3			
410	9	Ben Shackleton/Luke Eastwood	LR1	3	Land Rover Defender Wolf	1:27:46.6		1:27:46.6	14:36.3
411	7	George Martin/Jack Bean	LR1	2	Land Rover Defender Wolf XD	1:19:04.5		1:19:04.5	5:54.2

Issued at 19:55 on 23 September 2023

5

Results by Tynemouth Computer Services.



@Supported by



Trackrod Historic Cup & Land Rover Challenge 2023

22/23 September 2023

Final Stage Times



No.	Driver	Class	SS 1	SS 2	SS 3	SS 4	SS 5	SS 6	Penalties	
			Dalby	Gale Rigg	Cropton	Staindale	Dalby	Langdale		
Trackrod Historic Cup										
301	Matthew Robinson	D5	13:53.3	6:31.7	8:02.7	6:25.1	13:20.4	12:49.4		
302	Jason Pritchard	G2	13:54.1	6:32.5	8:03.6	6:19.0	13:15.7	12:52.4		
303	Roger Chilman	D5	14:10.2	6:41.1	8:15.3	6:30.6	13:35.4	13:10.4		
304	Nick Elliott	G2	14:13.9	6:30.6	8:07.1	6:25.4	13:24.0	13:09.5		
305	Adrian Hetherington	D5	14:31.5	6:40.5	8:11.8	6:21.8	Stopped SS5			
306	Robert Gough	D5	14:55.0	Did not start day 2						
309	George Lepley	F3	13:46.9	6:15.4	Stopped SS3					
310	Seb Perez	C5	13:51.4	6:35.8	8:01.2	6:21.8	13:31.2	13:33.2		
311	Stefaan Stouf	C5	13:53.2	6:44.4	8:08.2	Stopped SS4				
312	Gareth James	D5	13:59.5	6:39.3	8:17.1	6:28.9	13:18.2	13:14.7		
313	James Lepley	D5	14:26.2	6:43.9	8:15.8	6:35.3	13:45.0	13:31.1		
314	Nick Cook	H2	14:30.5	6:46.5	8:13.2	6:32.7	Stopped SS5			
315	Steve Bannister	D5	14:02.0	6:33.1	8:03.1	6:22.8	13:28.7	13:01.8		
316	Peter Slight	D5	15:51.6	7:14.1	8:52.3	Gearbox after SS4				
317	David Brown	D5	14:23.0	6:38.9	8:11.3	6:35.3	13:35.0	Stopped SS6		
318	Ash Slight	H2	39:00.0	Stopped SS3						
319	Baz Jordan	D5	14:54.2	6:53.5	8:24.0	6:34.8	13:41.0	13:14.9		
320	Paul Thompson	H2	14:15.1	6:40.5	8:04.4	6:24.3	13:23.2	Stopped SS6		
321	James Potter	D5	15:28.8	7:08.3	8:41.6	6:46.0	14:08.3	13:49.4		
322	Josh Carr	C3	15:01.2	6:50.8	8:29.3	6:43.8	14:02.2	Stopped SS6		
323	Daniel Mennell	H2	13:58.8	6:37.7	8:12.2	6:21.8	Stopped SS5			
324	Warren Philliskirk	C5	15:08.2	7:02.3	8:33.9	6:50.5	14:18.0	13:51.2		
325	Mat Smith	H1	14:02.7	6:34.1	8:12.5	Subframe Broken SS3				
326	Jeremy Easson	C5	14:52.8	6:59.7	8:41.3	6:40.7	14:02.1	13:45.2		
327	Ken Sturdy	G2	14:33.8	6:55.6	8:26.4	6:35.0	13:50.6	Stopped SS6		
328	John Lowe	D5	15:12.1	7:05.6	8:44.6	Stopped after SS3				
329	Christopher Ingram	G2	16:22.3	7:25.6	8:56.4	6:52.3	14:40.4	14:13.1		
330	Phil Squires	D5	15:30.4	7:01.7	8:41.4	6:51.4	14:21.0	13:53.3		
331	Nick Kitching	D5	15:21.2	Stopped in Pickering						
332	Andrew Siddall	H2	39:00.0	7:07.4	8:46.5	Rear Diff after SS3				
333	Chris Squires	D2	15:42.6	7:31.1	9:01.5	7:08.6	14:43.0	14:28.2		
334	Ben Jemison	D4	14:54.6	6:55.8	8:20.6	6:42.0	14:02.8	13:58.1		
335	Andrew Robinson	D5	15:17.8	7:13.9	8:40.8	6:44.7	14:14.1	14:01.7		
336	Phil Jobson	C5	15:29.8	7:05.8	8:41.8	6:51.0	14:46.3	14:20.7		
337	Steve Magson	H2	15:22.7	7:10.7	8:48.1	6:51.4	15:00.9	14:38.2		
338	Dave Watkins	C2	16:17.5	7:38.8	9:22.6	7:17.8	15:04.1	15:29.8		
339	David Pedley	G2	15:13.5	7:15.4	9:00.1	6:59.9	14:43.3	14:44.2	Retired	
340	Dave Forrest	D3	15:04.4	7:07.7	8:47.0	6:49.2	14:27.0	14:12.9		
341	David Dobson	D3	16:07.2	7:05.4	8:58.0	6:52.4	14:24.9	14:17.7		
342	Tony Shields	C3	15:55.3	7:20.3	8:55.0	6:52.0	14:24.8	14:13.4		
343	Mick Plowman	H2	15:51.5	Mechanical SS2 j4						
344	Tony Thompson	D5	14:57.2	6:58.4	8:32.7	6:42.1	13:56.2	18:53.4		
345	Mike Reed	D3	15:18.4	7:02.1	8:40.0	6:56.3	14:27.5	14:12.7		
346	Richard Aczel	B5	17:23.4	7:22.5	8:58.8	7:01.6	14:49.2	14:45.7		
347	Steve Korky Ward	G2	15:55.8	7:13.7	8:43.1	6:57.1	14:42.3	14:20.1		
348	Steven Ormond-Smith	C5	17:00.6	7:30.0	9:12.0	7:10.7	15:05.2	14:29.6		
349	Phillip Harris	C3	15:55.4	7:39.4	9:17.9	7:08.8	14:59.5	15:12.6		
350	Robin Shuttleworth	C2	15:37.9	7:18.0	8:58.6	6:57.6	14:48.8	14:44.7		
351	Ian Hildreth	H2	16:41.2	7:40.7	9:16.4	7:23.9	15:04.2	15:17.7		
352	James Brady	F2	16:27.4	7:24.7	8:56.7	6:54.7	14:30.8	14:52.9		
353	Tony Jardine	C3	17:22.4	7:48.5	9:38.4	7:24.3	16:24.1	15:24.9		
354	Paul Rawson	C2	24:00.0	7:46.6	9:29.1	7:20.0	15:49.4	Head Gasket		
355	Carl Stuttard	D3	15:52.5	No oil left SS2 j18						
356	Stuart Cariss	C2	16:12.1	7:34.2	9:10.6	7:06.5	14:48.0	14:47.8		
357	Andrew Hill	G2	16:53.6	Head gasket - did not start day 2						
358	Philip Clarke	D5	16:55.8	7:35.5	9:12.9	7:12.4	15:11.3	14:59.5		
359	Aaron Rix	H1	15:28.6	7:28.7	9:03.5	7:02.0	14:45.7	14:52.0		
361	Jacob Neal	H1	16:54.2	8:00.6	9:45.6	7:36.2	15:45.1	15:54.8		
362	Paul Holmes	D3	17:44.5	7:38.9	9:31.3	7:20.6	15:27.4	16:23.9		
363	Mike Stainthorpe	H2	16:43.8	7:46.4	9:37.0	7:36.6	15:41.5	Retired at start SS6		
364	Matt Bown	C2	17:41.5	8:17.8	9:47.3	7:32.2	15:20.3	15:41.5		
365	Rodger Mark Fowler	D5	16:31.1	7:31.0	9:11.7	7:09.6	15:04.4	15:26.9		
366	Alan Kitson	C2	17:34.4	7:58.5	9:55.9	7:32.4	15:53.9	15:59.8		
368	Terry Cree	B2	17:48.9	7:57.1	9:48.8	7:37.9	16:24.0	16:13.0		

Times for missed stages are shown as **12:34.5**.

Issued at 19:55 on 23 September 2023

6

Results by Tynemouth Computer Services.



@Supported by



Trackrod Historic Cup & Land Rover Challenge 2023

22/23 September 2023

Final Stage Times



No.	Driver	Class	SS 1	SS 2	SS 3	SS 4	SS 5	SS 6	Penalties
			Dalby	Gale Rigg	Cropton	Staindale	Dalby	Langdale	
Trackrod Historic Cup (Continued)									
369	Freddy Camp	H1	18:16.0	8:04.9	10:03.0	7:47.8	16:42.7	16:38.0	
370	Stuart Bell	H2	17:10.1	8:15.7	9:43.4	Alternator after SS3			
371	Rob Evett	C2	18:42.1	8:40.0	No brakes after SS2				
372	Paul Barrett	D5	14:08.7	6:34.0	8:07.6	6:21.1	13:11.7	Stopped SS6	
373	Hugo MacMillan	C5	15:14.6	7:33.2	9:12.2	12:00.0	Stopped SS5		
374	Stephen Benton	D5	15:49.4	7:17.9	8:58.0	7:06.0	14:28.2	14:27.5	
375	Mark Bentley	H2	15:34.3	7:03.9	8:42.2	6:48.3	14:12.8	14:05.7	
376	Michael McDaid	D5	15:16.3	6:41.9	8:16.1	6:33.8	13:29.6	13:10.8	
377	Remy Thomissen	C5	39:00.0	7:02.5	12:21.7	6:47.9	14:13.1	18:04.7	
Trackrod Land Rover Challenge									
401	Miles Williams	LR2	16:03.2	7:51.7	9:47.0	7:52.4	15:55.3	15:40.7	
402	Richard Wynne-Williams	LR2	16:29.1	7:51.7	9:56.5	7:33.2	16:08.5	15:42.8	
403	Jorma Jokela	LR2	17:11.9	7:58.9	9:57.5	7:41.8	15:56.2	15:30.9	
404	Vanessa Ruck	LR2	17:19.7	8:13.4	10:07.2	7:52.6	16:10.8	15:51.3	
405	Paul White	LR2	24:00.0	8:04.4	9:49.8	7:34.1	15:54.6	15:42.6	
406	Denis Ferry	LR2	17:19.1	7:56.5	9:53.3	7:45.1	16:26.0	15:56.1	
408	Danny Hedges	LR1	17:17.7	8:12.0	10:32.6	8:00.4	16:59.0	16:33.2	
409	Michael Hurley	LR1	19:57.7	13:00.0	Stopped SS3				
410	Ben Shackleton	LR1	21:48.1	9:22.4	11:18.6	8:52.0	18:17.4	18:08.1	
411	George Martin	LR1	17:55.4	8:32.5	10:40.5	8:11.4	17:07.0	16:37.7	

Times for missed stages are shown as **12:34.5**.













































Issued at 19:55 on 23 September 2023



Trackrod Historic Cup & Land Rover Challenge 2023

22/23 September 2023

Final Class Results

Pos	No.	Driver/Co-driver	Class	Group Pos.	Vehicle	Total Stages	Total Penalty	Total Time	Diff. Leader
Class B2									
1	368	Terry Cree/Richard Shores	B2	45	 Mini Cooper S	1:15:49.7		1:15:49.7	
Class B5									
1	346	Richard Aczel/Allan Harryman	B5	34	 Porsche 911	1:10:21.2		1:10:21.2	
Class C2									
1	350	Robin Shuttleworth/Malcolm Smithson	C2	26	 Ford Escort Mexico	1:08:25.6		1:08:25.6	
2	356	Stuart Cariss/Linda Cariss	C2	31	 Ford Escort Sport	1:09:39.2		1:09:39.2	1:13.6
3	338	Dave Watkins/Dave Shepherd	C2	38	 Ford Escort Mk1	1:11:10.6		1:11:10.6	2:45.0
4	364	Matt Bown/Wayne Langthorne	C2	43	 Hillman Avenger	1:14:20.6		1:14:20.6	5:55.0
5	366	Alan Kitson/John Roberts	C2	44	 Ford Escort Mk1	1:14:54.9		1:14:54.9	6:29.3
Class C3									
1	342	Tony Shields/Graham Wild	C3	21	 Ford Escort RS2000	1:07:40.8		1:07:40.8	
2	349	Phillip Harris/Derek Davies	C3	33	 Ford Escort	1:10:13.6		1:10:13.6	2:32.8
3	353	Tony Jardine/Alexander Procter	C3	41	 Chrysler Avenger	1:14:02.6		1:14:02.6	6:21.8
Class C5									
1	310	Seb Perez/Gary McElhinney	C5	5	 Porsche 911 RS	1:01:54.6		1:01:54.6	
2	326	Jeremy Easson/Mike Reynolds	C5	12	 Ford Escort Mk1 RS2000	1:05:01.8		1:05:01.8	3:07.2
3	324	Warren Philliskirk/Garry Green	C5	13	 Ford Escort	1:05:44.1		1:05:44.1	3:49.5
4	336	Phil Jobson/Peter Johnson	C5	20	 Ford Escort Mk1	1:07:15.4		1:07:15.4	5:20.8
5	348	Steven Ormond-Smith/Peter Scott	C5	35	 Ford Escort RS1600	1:10:28.1		1:10:28.1	8:33.5
6	377	Remy Thomissen/Chris Davies	C5	47	 Ford Escort Mk1 RS2000	1:37:29.9		1:37:29.9	35:35.3
Class D2									
1	333	Chris Squires/Shawn Hughes	D2	28	 Ford Escort	1:08:35.0		1:08:35.0	
Class D3									
1	340	Dave Forrest/Jamie Forrest	D3	18	 Ford Escort Mk2	1:06:28.2		1:06:28.2	
2	345	Mike Reed/John Millington	D3	19	 Ford Escort RS2000	1:06:37.0		1:06:37.0	0:08.8
3	341	David Dobson/Brian Hodgson	D3	22	 Ford Escort Mk2	1:07:45.6		1:07:45.6	1:17.4
4	362	Paul Holmes/Elizabeth Beesley	D3	42	 Ford Escort Mk2 RS2000	1:14:06.6		1:14:06.6	7:38.4
Class D4									
1	334	Ben Jemison/Sam Spencer	D4	11	 Vauxhall Chevette HSR	1:04:53.9		1:04:53.9	
Class D5									
1	301	Matthew Robinson/Sam Collis	D5	2	 Ford Escort RS	1:01:02.6		1:01:02.6	
2	315	Steve Bannister/Callum Atkinson	D5	3	 Ford Escort Mk2	1:01:31.5		1:01:31.5	0:28.9
3	312	Gareth James/Daniel Petrie	D5	6	 Ford Escort RS1800	1:01:57.7		1:01:57.7	0:55.1
4	303	Roger Chilman/Patrick Walsh	D5	7	 Ford Escort Mk2	1:02:23.0		1:02:23.0	1:20.4
5	313	James Lepley/Simon Jones	D5	8	 Ford Escort	1:03:17.3		1:03:17.3	2:14.7
6	376	Michael McDaid/Harry Stubbs	D5	9	 Ford Escort Mk2 RS1800	1:03:28.5		1:03:28.5	2:25.9
7	319	Baz Jordan/Arwel Jenkins	D5	10	 Ford Escort	1:03:42.4		1:03:42.4	2:39.8
8	321	James Potter/Bob Duck	D5	14	 Ford Escort RS	1:06:02.4		1:06:02.4	4:59.8
9	335	Andrew Robinson/Kevin Wilson	D5	15	 Ford Escort	1:06:13.0		1:06:13.0	5:10.4
10	330	Phil Squires/Mick Squires	D5	16	 Ford Escort	1:06:19.2		1:06:19.2	5:16.6
11	374	Stephen Benton/Oli Benton	D5	25	 Ford Escort Mk2	1:08:07.0		1:08:07.0	7:04.4
12	344	Tony Thompson/Matthew Thompson	D5	32	 Ford Escort Mk2	1:10:00.0		1:10:00.0	8:57.4
13	365	Rodger Mark Fowler/Malcolm Johnson (Mick)	D5	36	 Ford Escort Mk2	1:10:54.7		1:10:54.7	9:52.1
14	358	Philip Clarke/Richard Bonner	D5	37	 Ford Escort Mk2	1:11:07.4		1:11:07.4	10:04.8
Class F2									
1	352	James Brady/Jack Brady	F2	30	 Porsche 911	1:09:07.2		1:09:07.2	
Class G2									
1	302	Jason Pritchard/Phil Clarke	G2	1	 Ford Escort RS1800	1:00:57.3		1:00:57.3	
2	304	Nick Elliott/Dave Price	G2	4	 Fiat 131 Abarth	1:01:50.5		1:01:50.5	0:53.2
3	347	Steve Korky Ward/Philip Sandham	G2	24	 Ford Escort RS1800	1:07:52.1		1:07:52.1	6:54.8
4	329	Christopher Ingram/Paul Turner	G2	27	 Ford Escort	1:08:30.1		1:08:30.1	7:32.8
Class H1									
1	359	Aaron Rix/Abi Haycock	H1	29	 Ford Escort Mk2	1:08:40.5		1:08:40.5	
2	361	Jacob Neal/Russell Thompson	H1	40	 BMW Mini Cooper R50	1:13:56.5		1:13:56.5	5:16.0
3	369	Freddy Camp/Stephen Spear	H1	46	 Ford Escort	1:17:32.4		1:17:32.4	8:51.9



Trackrod Historic Cup & Land Rover Challenge 2023

22/23 September 2023

Final Class Results



Pos	No.	Driver/Co-driver	Class	Group Pos.	Vehicle	Total Stages	Total Penalty	Total Time	Diff. Leader
Class H2									
1	375	Mark Bentley/Edward Bentley	H2	17	Ford Escort Mk2	1:06:27.2		1:06:27.2	
2	337	Steve Magson/Steve Bielby	H2	23	Mercedes 190E Cosworth	1:07:52.0		1:07:52.0	1:24.8
3	351	Ian Hildreth/Sarah Wetton	H2	39	Ford Escort	1:11:24.1		1:11:24.1	4:56.9
Class LR1									
1	408	Danny Hedges/Josie Harris	LR1	6	Land Rover Defender	1:17:34.9		1:17:34.9	
2	411	George Martin/Jack Bean	LR1	7	Land Rover Defender Wolf XD	1:19:04.5		1:19:04.5	1:29.6
3	410	Ben Shackleton/Luke Eastwood	LR1	9	Land Rover Defender Wolf	1:27:46.6		1:27:46.6	10:11.7
Class LR2									
1	401	Miles Williams/Andy Dennis	LR2	1	Land Rover Bowler Defender 90	1:13:10.3		1:13:10.3	
2	402	Richard Wynne-Williams/Matthew Lowe	LR2	2	Land Rover Bowler Defender 90	1:13:41.8		1:13:41.8	0:31.5
3	403	Jorma Jokela/Janne Jokela	LR2	3	Land Rover Bowler Defender 90	1:14:17.2		1:14:17.2	1:06.9
4	406	Denis Ferry/John Tomley	LR2	4	Land Rover Bowler Defender 90	1:15:16.1		1:15:16.1	2:05.8
5	404	Vanessa Ruck/Chris Cuming	LR2	5	Land Rover Bowler Defender 90	1:15:35.0		1:15:35.0	2:24.7
6	405	Paul White/Pete Wilson	LR2	8	Land Rover Bowler Defender 90	1:21:05.5		1:21:05.5	7:55.2

Issued at 19:55 on 23 September 2023

9

Results by Tynemouth Computer Services.



@Supported by






























Trackrod Historic Cup & Land Rover Challenge 2023

22/23 September 2023

Final Retirements

Listed by Competition Number

27 Retirements in Total

No.	Driver/Co-driver	Class	Vehicle	Location	Reason
Trackrod Historic Cup - 26 Retirements					
305	Adrian Hetherington/Gary Nolan	D5	 Ford Escort RS1800	Stage 5	Stopped SS5
306	Robert Gough/Paul Morris	D5	 Ford Escort Mk2	MTC2	Did not start day 2
309	George Lepley/Dale Bowen	F3	 Mitsubishi Galant VR4	Stage 3	Stopped SS3
311	Stefaan Stouf/Dai Roberts	C5	 Ford Escort RS1600	Stage 4	Stopped SS4
314	Nick Cook/Dave Raw	H2	 Ford Escort	Stage 5	Stopped SS5
316	Peter Slights/Alex Lee	D5	 Ford Escort	TC4	Gearbox after SS4
317	David Brown/Richard Wardle	D5	 Ford Escort RS1800	Stage 6	Stopped SS6
318	Ash Slights/Dave Robson	H2	 Ford Escort	Stage 3	Stopped SS3
320	Paul Thompson/Josh Davison	H2	 Ford Escort	Stage 6	Stopped SS6
322	Josh Carr/Osian Owen	C3	 Ford Escort Mk1	Stage 6	Stopped SS6
323	Daniel Mennell/Hannah McKillop	H2	 Ford Escort Mk2	Stage 5	Stopped SS5
325	Mat Smith/Derek Cornforth	H1	 Proton Satria	TC4	Subframe Broken SS3
327	Ken Sturdy/Glyn Thomas	G2	 Ford Escort RS1800	Stage 6	Stopped SS6
328	John Lowe/Nigel Hutchinson	D5	 Ford Escort	TC4	Stopped after SS3
331	Nick Kitching/Sion Cunniff	D5	 Ford Escort RS1800	TC2	Stopped in Pickering
332	Andrew Siddall/Paul Spooner	H2	 Fiat 131 Abarth	TC4	Rear Diff after SS3
339	David Pedley/Grace Pedley	G2	 Ford Escort RS1800	TC6A	Retired SS6
343	Mick Plowman/Paul Hudson	H2	 Ford Escort Mk2	Stage 2	Mechanical SS2 j4
354	Paul Rawson/Mike Curry	C2	 Ford Escort	TC5A	Head Gasket
355	Carl Stuttard/Harry Walshaw	D3	 Ford Escort Mk2	Stage 2	No oil left SS2 j18
357	Andrew Hill/Mathew Fowle	G2	 Ford Escort RS1800	MTC2	Head gasket - did not start day 2
363	Mike Stainthorpe/Martin Cockerill	H2	 Ford Escort	SS6	Retired at start SS6
370	Stuart Bell/Joe Bell	H2	 Vauxhall Astra	TC4	Alternator after SS3
371	Rob Evett/Michael Evett	C2	 Morris Marina	TC3	No brakes after SS2
372	Paul Barrett/Gordon Noble	D5	 Ford Escort	Stage 6	Stopped SS6
373	Hugo MacMillan/Arthir MacMillan	C5	 Ford Escort Mk1 RS1600	Stage 5	Stopped SS5
Trackrod Land Rover Challenge - 1 Retirement					
409	Michael Hurley/Callum Tyrrell	LR1	 Land Rover Defender Wolf XD	Stage 3	Stopped SS3

Issued at 19:55 on 23 September 2023

10

Results by Tynemouth Computer Services.



®Supported by



Trackrod Historic Cup & Land Rover Challenge 2023

22/23 September 2023

Final Ten Best Times on Each Stage



SS 1 Dalby Fastest 52.07mph Length 11.96 mile			SS 2 Gale Rigg Fastest 58.59mph Length 6.11 mile			SS 3 Cropton Fastest 59.40mph Length 7.94 mile			SS 4 Staindale Fastest 54.52mph Length 5.74 mile			SS 5 Dalby Fastest 54.38mph Length 11.96 mile		
No.	Driver	Time	No.	Driver	Time	No.	Driver	Time	No.	Driver	Time	No.	Driver	Time
309	Lepley	13:46.9	309	Lepley	6:15.4	310	Perez	8:01.2	302	Pritchard	6:19.0	372	Barrett	13:11.7
310	Perez	13:51.4	304	Elliott	6:30.6	301	Robinson	8:02.7	372	Barrett	6:21.1	302	Pritchard	13:15.7
311	Stouf	13:53.2	301	Robinson	6:31.7	315	Bannister	8:03.1	305=	Hetherington	6:21.8	312	James	13:18.2
301	Robinson	13:53.3	302	Pritchard	6:32.5	302	Pritchard	8:03.6	310=	Perez	6:21.8	301	Robinson	13:20.4
302	Pritchard	13:54.1	315	Bannister	6:33.1	320	Thompson	8:04.4	323=	Mennell	6:21.8	320	Thompson	13:23.2
323	Mennell	13:58.8	372	Barrett	6:34.0	304	Elliott	8:07.1	315	Bannister	6:22.8	304	Elliott	13:24.0
312	James	13:59.5	325	Smith	6:34.1	372	Barrett	8:07.6	320	Thompson	6:24.3	315	Bannister	13:28.7
315	Bannister	14:02.0	310	Perez	6:35.8	311	Stouf	8:08.2	301	Robinson	6:25.1	376	McDaid	13:29.6
325	Smith	14:02.7	323	Mennell	6:37.7	317	Brown	8:11.3	304	Elliott	6:25.4	310	Perez	13:31.2
372	Barrett	14:08.7	317	Brown	6:38.9	305	Hetherington	8:11.8	312	James	6:28.9	317	Brown	13:35.0
SS 6 Langdale Fastest 61.95mph Length 13.24 mile														
No.	Driver	Time												
301	Robinson	12:49.4												
302	Pritchard	12:52.4												
315	Bannister	13:01.8												
304	Elliott	13:09.5												
303	Chilman	13:10.4												
376	McDaid	13:10.8												
312	James	13:14.7												
319	Jordan	13:14.9												
313	Lepley	13:31.1												
310	Perez	13:33.2												

Final Ten Leading Positions after Each Stage

SS 1 Dalby Gravel Length 11.96 mile			SS 2 Gale Rigg Gravel Length 6.11 mile			SS 3 Cropton Gravel Length 7.94 mile			SS 4 Staindale Gravel Length 5.74 mile		
No.	Driver	Total	No.	Driver	Total	No.	Driver	Total	No.	Driver	Total
309	Lepley	0:13:46.9	309	Lepley	0:20:02.3	301	Robinson	0:28:27.7	302	Pritchard	0:34:49.2
310	Perez	0:13:51.4	301	Robinson	0:20:25.0	310	Perez	0:28:28.4	310	Perez	0:34:50.2
311	Stouf	0:13:53.2	302	Pritchard	0:20:26.6	302	Pritchard	0:28:30.2	301	Robinson	0:34:52.8
301	Robinson	0:13:53.3	310	Perez	0:20:27.2	315	Bannister	0:28:38.2	315	Bannister	0:35:01.0
302	Pritchard	0:13:54.1	315	Bannister	0:20:35.1	311	Stouf	0:28:45.8	323	Mennell	0:35:10.5
323	Mennell	0:13:58.8	323	Mennell	0:20:36.5	323	Mennell	0:28:48.7	372	Barrett	0:35:11.4
312	James	0:13:59.5	325	Smith	0:20:36.8	325	Smith	0:28:49.3	304	Elliott	0:35:17.0
315	Bannister	0:14:02.0	311	Stouf	0:20:37.6	372	Barrett	0:28:50.3	320	Thompson	0:35:24.3
325	Smith	0:14:02.7	312	James	0:20:38.8	304	Elliott	0:28:51.6	312	James	0:35:24.8
372	Barrett	0:14:08.7	372	Barrett	0:20:42.7	312	James	0:28:55.9	303	Chilman	0:35:37.2
SS 5 Dalby Gravel Length 11.96 mile			SS 6 Langdale Gravel Length 13.24 mile								
No.	Driver	Total	No.	Driver	Total						
302	Pritchard	0:48:04.9	302	Pritchard	1:00:57.3						
301	Robinson	0:48:13.2	301	Robinson	1:01:02.6						
310	Perez	0:48:21.4	315	Bannister	1:01:31.5						
372	Barrett	0:48:23.1	304	Elliott	1:01:50.5						
315	Bannister	0:48:29.7	310	Perez	1:01:54.6						
304	Elliott	0:48:41.0	312	James	1:01:57.7						
312	James	0:48:43.0	303	Chilman	1:02:23.0						
320	Thompson	0:48:47.5	313	Lepley	1:03:17.3						
303	Chilman	0:49:12.6	376	McDaid	1:03:28.5						
317	Brown	0:49:23.5	319	Jordan	1:03:42.4						



@Supported by



Trackrod Historic Cup & Land Rover Challenge 2023

22/23 September 2023

Final Stage Positions



Total number of fastest times, second fastest times etc.

No.	Driver	1	2	3	4	5	6	7	8	9	10	11	12	13	14	15
309	George Lepley	2	-	-	-	-	-	-	-	-	-	-	-	-	-	-
302	Jason Pritchard	1	2	-	2	1	-	-	-	-	-	-	-	-	-	-
301	Matthew Robinson	1	1	1	2	-	-	-	1	-	-	-	-	-	-	-
310	Seb Perez	1	1	1	-	-	-	-	1	1	1	-	-	-	-	-
372	Paul Barrett	1	1	-	-	-	1	1	-	-	1	-	-	-	-	-
304	Nick Elliott	-	1	-	1	-	2	-	-	1	-	-	1	-	-	-
315	Steve Bannister	-	-	2	-	1	1	1	1	-	-	-	-	-	-	-
323	Daniel Mennell	-	-	1	-	-	1	-	-	1	-	1	-	-	-	-
312	Gareth James	-	-	1	-	-	-	2	-	-	1	1	-	-	-	-
311	Stefaan Stouf	-	-	1	-	-	-	-	1	-	-	-	-	-	-	-
305	Adrian Hetherington	-	-	1	-	-	-	-	-	-	1	-	1	-	-	-
320	Paul Thompson	-	-	-	-	2	-	1	-	-	-	-	1	1	-	-
303	Roger Chilman	-	-	-	-	1	-	-	-	-	-	3	-	-	2	-
376	Michael McDaid	-	-	-	-	-	1	-	1	-	-	-	-	1	-	1
325	Mat Smith	-	-	-	-	-	-	1	-	1	-	-	1	-	-	-
319	Baz Jordan	-	-	-	-	-	-	-	1	-	-	-	1	-	1	-
317	David Brown	-	-	-	-	-	-	-	-	1	2	-	-	-	1	-
313	James Lepley	-	-	-	-	-	-	-	-	1	-	-	-	1	-	2
326	Jeremy Easson	-	-	-	-	-	-	-	-	-	-	1	-	-	-	-
314	Nick Cook	-	-	-	-	-	-	-	-	-	-	-	1	1	-	-
321	James Potter	-	-	-	-	-	-	-	-	-	-	-	1	-	-	-
324	Warren Philliskirk	-	-	-	-	-	-	-	-	-	-	-	-	1	-	-
327	Ken Sturdy	-	-	-	-	-	-	-	-	-	-	-	-	-	1	1
330	Phil Squires	-	-	-	-	-	-	-	-	-	-	-	-	-	1	-
344	Tony Thompson	-	-	-	-	-	-	-	-	-	-	-	-	-	-	1
334	Ben Jemison	-	-	-	-	-	-	-	-	-	-	-	-	-	-	1

Note: where more than one competitor has the same stage time, they are all credited with the same stage position.



®Supported by



Trackrod Historic Cup & Land Rover Challenge 2023

22/23 September 2023

Final Time Chart

Competitors in order of time taken on each stage



Posn	Stage											
	1 Dalby		2 Gale Rigg		3 Cropton		4 Staindale		5 Dalby		6 Langdale	
1	309	13:46.9	309	6:15.4	310	8:01.2	302	6:19.0	372	13:11.7	301	12:49.4
2	310	13:51.4	304	6:30.6	301	8:02.7	372	6:21.1	302	13:15.7	302	12:52.4
3	311	13:53.2	301	6:31.7	315	8:03.1	305=	6:21.8	312	13:18.2	315	13:01.8
4	301	13:53.3	302	6:32.5	302	8:03.6	310=	6:21.8	301	13:20.4	304	13:09.5
5	302	13:54.1	315	6:33.1	320	8:04.4	323=	6:21.8	320	13:23.2	303	13:10.4
6	323	13:58.8	372	6:34.0	304	8:07.1	315	6:22.8	304	13:24.0	376	13:10.8
7	312	13:59.5	325	6:34.1	372	8:07.6	320	6:24.3	315	13:28.7	312	13:14.7
8	315	14:02.0	310	6:35.8	311	8:08.2	301	6:25.1	376	13:29.6	319	13:14.9
9	325	14:02.7	323	6:37.7	317	8:11.3	304	6:25.4	310	13:31.2	313	13:31.1
10	372	14:08.7	317	6:38.9	305	8:11.8	312	6:28.9	317	13:35.0	310	13:33.2
11	303	14:10.2	312	6:39.3	323	8:12.2	303	6:30.6	303	13:35.4	326	13:45.2
12	304	14:13.9	305=	6:40.5	325	8:12.5	314	6:32.7	319	13:41.0	321	13:49.4
13	320	14:15.1	320=	6:40.5	314	8:13.2	376	6:33.8	313	13:45.0	324	13:51.2
14	317	14:23.0	303	6:41.1	303	8:15.3	319	6:34.8	327	13:50.6	330	13:53.3
15	313	14:26.2	376	6:41.9	313	8:15.8	327	6:35.0	344	13:56.2	334	13:58.1
16	314	14:30.5	313	6:43.9	376	8:16.1	313=	6:35.3	326	14:02.1	335	14:01.7
17	305	14:31.5	311	6:44.4	312	8:17.1	317=	6:35.3	322	14:02.2	375	14:05.7
18	327	14:33.8	314	6:46.5	334	8:20.6	326	6:40.7	334	14:02.8	345	14:12.7
19	326	14:52.8	322	6:50.8	319	8:24.0	334	6:42.0	321	14:08.3	340	14:12.9
20	319	14:54.2	319	6:53.5	327	8:26.4	344	6:42.1	375	14:12.8	329	14:13.1
21	334	14:54.6	327	6:55.6	322	8:29.3	322	6:43.8	377	14:13.1	342	14:13.4
22	306	14:55.0	334	6:55.8	344	8:32.7	335	6:44.7	335	14:14.1	341	14:17.7
23	344	14:57.2	344	6:58.4	324	8:33.9	321	6:46.0	324	14:18.0	347	14:20.1
24	322	15:01.2	326	6:59.7	345	8:40.0	377	6:47.9	330	14:21.0	336	14:20.7
25	340	15:04.4	318	7:01.4	335	8:40.8	375	6:48.3	342	14:24.8	374	14:27.5
26	324	15:08.2	330	7:01.7	326	8:41.3	340	6:49.2	341	14:24.9	333	14:28.2
27	328	15:12.1	345	7:02.1	330	8:41.4	324	6:50.5	340	14:27.0	348	14:29.6
28	339	15:13.5	324	7:02.3	321	8:41.6	336	6:51.0	345	14:27.5	337	14:38.2
29	373	15:14.6	377	7:02.5	336	8:41.8	330=	6:51.4	374	14:28.2	339	14:44.2
30	376	15:16.3	375	7:03.9	375	8:42.2	337=	6:51.4	352	14:30.8	350	14:44.7
31	335	15:17.8	341	7:05.4	347	8:43.1	342	6:52.0	329	14:40.4	346	14:45.7
32	345	15:18.4	328	7:05.6	328	8:44.6	329	6:52.3	347	14:42.3	356	14:47.8
33	331	15:21.2	336	7:05.8	332	8:46.5	341	6:52.4	333	14:43.0	359	14:52.0
34	337	15:22.7	332	7:07.4	340	8:47.0	352	6:54.7	339	14:43.3	352	14:52.9
35	359	15:28.6	340	7:07.7	337	8:48.1	345	6:56.3	359	14:45.7	358	14:59.5
36	321	15:28.8	321	7:08.3	316	8:52.3	347	6:57.1	336	14:46.3	349	15:12.6
37	336	15:29.8	337	7:10.7	342	8:55.0	350	6:57.6	356	14:48.0	351	15:17.7
38	330	15:30.4	347	7:13.7	329	8:56.4	339	6:59.9	350	14:48.8	353	15:24.9
39	375	15:34.3	335	7:13.9	352	8:56.7	346	7:01.6	346	14:49.2	365	15:26.9
40	350	15:37.9	316	7:14.1	341=	8:58.0	359	7:02.0	349	14:59.5	338	15:29.8
41	333	15:42.6	339	7:15.4	374=	8:58.0	374	7:06.0	337	15:00.9	403	15:30.9
42	374	15:49.4	374	7:17.9	350	8:58.6	356	7:06.5	338	15:04.1	401	15:40.7
43	343	15:51.5	350	7:18.0	346	8:58.8	333	7:08.6	351	15:04.2	364	15:41.5
44	316	15:51.6	342	7:20.3	339	9:00.1	349	7:08.8	365	15:04.4	405	15:42.6
45	355	15:52.5	346	7:22.5	333	9:01.5	365	7:09.6	348	15:05.2	402	15:42.8
46	342	15:55.3	352	7:24.7	359	9:03.5	348	7:10.7	358	15:11.3	404	15:51.3
47	349	15:55.4	329	7:25.6	356	9:10.6	358	7:12.4	364	15:20.3	361	15:54.8
48	347	15:55.8	359	7:28.7	365	9:11.7	338	7:17.8	362	15:27.4	406	15:56.1
49	401	16:03.2	348	7:30.0	348	9:12.0	354	7:20.0	363	15:41.5	366	15:59.8
50	341	16:07.2	365	7:31.0	373	9:12.2	362	7:20.6	361	15:45.1	368	16:13.0
51	356	16:12.1	333	7:31.1	358	9:12.9	351	7:23.9	354	15:49.4	362	16:23.9
52	338	16:17.5	373	7:33.2	351	9:16.4	353	7:24.3	366	15:53.9	408	16:33.2
53	329	16:22.3	356	7:34.2	349	9:17.9	364	7:32.2	405	15:54.6	411	16:37.7
54	352	16:27.4	358	7:35.5	338	9:22.6	366	7:32.4	401	15:55.3	369	16:38.0
55	402	16:29.1	338	7:38.8	354	9:29.1	402	7:33.2	403	15:56.2	377	18:04.7
56	365	16:31.1	362	7:38.9	362	9:31.3	405	7:34.1	402	16:08.5	410	18:08.1
57	351	16:41.2	349	7:39.4	363	9:37.0	361	7:36.2	404	16:10.8	344	18:53.4
58	363	16:43.8	351	7:40.7	353	9:38.4	363	7:36.6	368	16:24.0		
59	357	16:53.6	363	7:46.4	370	9:43.4	368	7:37.9	353	16:24.1		
60	361	16:54.2	354	7:46.6	361	9:45.6	403	7:41.8	406	16:26.0		
61	358	16:55.8	353	7:48.5	401	9:47.0	406	7:45.1	369	16:42.7		
62	348	17:00.6	401=	7:51.7	364	9:47.3	369	7:47.8	408	16:59.0		
63	370	17:10.1	402=	7:51.7	368	9:48.8	401	7:52.4	411	17:07.0		
64	403	17:11.9	406	7:56.5	405	9:49.8	404	7:52.6	410	18:17.4		
65	408	17:17.7	368	7:57.1	406	9:53.3	408	8:00.4				
66	406	17:19.1	366	7:58.5	366	9:55.9	411	8:11.4				
67	404	17:19.7	403	7:58.9	402	9:56.5	410	8:52.0				
68	353	17:22.4	361	8:00.6	403	9:57.5	373	12:00.0				
69	346	17:23.4	405	8:04.4	369	10:03.0						
70	366	17:34.4	369	8:04.9	404	10:07.2						
71	364	17:41.5	408	8:12.0	408	10:32.6						
72	362	17:44.5	404	8:13.4	411	10:40.5						
73	368	17:48.9	370	8:15.7	410	11:18.6						
74	411	17:55.4	364	8:17.8	377	12:21.7						

Issued at 19:55 on 23 September 2023

13

Results by Tynemouth Computer Services.



®Supported by



Trackrod Historic Cup & Land Rover Challenge 2023

22/23 September 2023

Final Time Chart

Competitors in order of time taken on each stage



Posn	Stage											
	1 Dalby		2 Gale Rigg		3 Cropton		4 Staindale		5 Dalby		6 Langdale	
75	369	18:16.0	411	8:32.5								
76	371	18:42.1	371	8:40.0								
77	409	19:57.7	410	9:22.4								
78	410	21:48.1	409	13:00.0								
79	354=	24:00.0										
80	405=	24:00.0										
81	318=	39:00.0										
82	332=	39:00.0										
83	377=	39:00.0										

Times for missed stages are shown as 12:34.5.

Issued at 19:55 on 23 September 2023



Supported by



Trackrod Historic Cup & Land Rover Challenge 2023

22/23 September 2023

Final Stage Chart

Cumulative positions after each stage (including all additional penalties)



Posn	Stage											
	1 Dalby		2 Gale Rigg		3 Cropton		4 Staindale		5 Dalby		6 Langdale	
1	309	0:13:46.9	309	0:20:02.3	301	0:28:27.7	302	0:34:49.2	302	0:48:04.9	302	1:00:57.3
2	310	0:13:51.4	301	0:20:25.0	310	0:28:28.4	310	0:34:50.2	301	0:48:13.2	301	1:01:02.6
3	311	0:13:53.2	302	0:20:26.6	302	0:28:30.2	301	0:34:52.8	310	0:48:21.4	315	1:01:31.5
4	301	0:13:53.3	310	0:20:27.2	315	0:28:38.2	315	0:35:01.0	372	0:48:23.1	304	1:01:50.5
5	302	0:13:54.1	315	0:20:35.1	311	0:28:45.8	323	0:35:10.5	315	0:48:29.7	310	1:01:54.6
6	323	0:13:58.8	323	0:20:36.5	323	0:28:48.7	372	0:35:11.4	304	0:48:41.0	312	1:01:57.7
7	312	0:13:59.5	325	0:20:36.8	325	0:28:49.3	304	0:35:17.0	312	0:48:43.0	303	1:02:23.0
8	315	0:14:02.0	311	0:20:37.6	372	0:28:50.3	320	0:35:24.3	320	0:48:47.5	313	1:03:17.3
9	325	0:14:02.7	312	0:20:38.8	304	0:28:51.6	312	0:35:24.8	303	0:49:12.6	376	1:03:28.5
10	372	0:14:08.7	372	0:20:42.7	312	0:28:55.9	303	0:35:37.2	317	0:49:23.5	319	1:03:42.4
11	303	0:14:10.2	304	0:20:44.5	320	0:29:00.0	305	0:35:45.6	313	0:49:46.2	334	1:04:53.9
12	304	0:14:13.9	303	0:20:51.3	303	0:29:06.6	317	0:35:48.5	376	0:50:17.7	326	1:05:01.8
13	320	0:14:15.1	320	0:20:55.6	317	0:29:13.2	313	0:36:01.2	327	0:50:21.4	324	1:05:44.1
14	317	0:14:23.0	317	0:21:01.9	305	0:29:23.8	314	0:36:02.9	319	0:50:27.5	321	1:06:02.4
15	313	0:14:26.2	313	0:21:10.1	313	0:29:25.9	327	0:36:30.8	334	0:50:55.8	335	1:06:13.0
16	314	0:14:30.5	305	0:21:12.0	314	0:29:30.2	319	0:36:46.5	344	0:51:06.6	330	1:06:19.2
17	305	0:14:31.5	314	0:21:17.0	327	0:29:55.8	376	0:36:48.1	322	0:51:07.3	375	1:06:27.2
18	327	0:14:33.8	327	0:21:29.4	334	0:30:11.0	334	0:36:53.0	326	0:51:16.6	340	1:06:28.2
19	326	0:14:52.8	319	0:21:47.7	319	0:30:11.7	322	0:37:05.1	324	0:51:52.9	345	1:06:37.0
20	319	0:14:54.2	334	0:21:50.4	376	0:30:14.3	344	0:37:10.4	335	0:52:11.3	336	1:07:15.4
21	334	0:14:54.6	322	0:21:52.0	322	0:30:21.3	326	0:37:14.5	321	0:52:13.0	342	1:07:40.8
22	306	0:14:55.0	326	0:21:52.5	344	0:30:28.3	324	0:37:34.9	340	0:52:15.3	341	1:07:45.6
23	344	0:14:57.2	344	0:21:55.6	326	0:30:33.8	340	0:37:48.3	375	0:52:21.5	337	1:07:52.0
24	322	0:15:01.2	376	0:21:58.2	324	0:30:44.4	345	0:37:56.8	345	0:52:24.3	347	1:07:52.1
25	340	0:15:04.4	324	0:22:10.5	340	0:30:59.1	335	0:37:57.2	330	0:52:25.9	374	1:08:07.0
26	324	0:15:08.2	340	0:22:12.1	345	0:31:00.5	321	0:38:04.7	336	0:52:54.7	350	1:08:25.6
27	328	0:15:12.1	328	0:22:17.7	328	0:31:02.3	330	0:38:04.9	339	0:53:12.2	329	1:08:30.1
28	339	0:15:13.5	345	0:22:20.5	335	0:31:12.5	336	0:38:08.4	337	0:53:13.8	333	1:08:35.0
29	373	0:15:14.6	339	0:22:28.9	330	0:31:13.5	375	0:38:08.7	342	0:53:27.4	359	1:08:40.5
30	376	0:15:16.3	335	0:22:31.7	336	0:31:17.4	337	0:38:12.9	341	0:53:27.9	352	1:09:07.2
31	335	0:15:17.8	330	0:22:32.1	321	0:31:18.7	339	0:38:28.9	347	0:53:32.0	356	1:09:39.2
32	345	0:15:18.4	337	0:22:33.4	375	0:31:20.4	347	0:38:49.7	374	0:53:39.5	344	1:10:00.0
33	331	0:15:21.2	336	0:22:35.6	337	0:31:21.5	350	0:38:52.1	350	0:53:40.9	349	1:10:13.6
34	337	0:15:22.7	321	0:22:37.1	339	0:31:29.0	342	0:39:02.6	359	0:53:48.5	346	1:10:21.2
35	359	0:15:28.6	375	0:22:38.2	347	0:31:52.6	359	0:39:02.8	333	0:54:06.8	348	1:10:28.1
36	321	0:15:28.8	373	0:22:47.8	350	0:31:54.5	341	0:39:03.0	352	0:54:14.3	365	1:10:54.7
37	336	0:15:29.8	350	0:22:55.9	316	0:31:58.0	374	0:39:11.3	329	0:54:17.0	358	1:11:07.4
38	330	0:15:30.4	359	0:22:57.3	373	0:32:00.0	333	0:39:23.8	356	0:54:51.4	338	1:11:10.6
39	375	0:15:34.3	316	0:23:05.7	359	0:32:00.8	329	0:39:36.6	349	0:55:01.0	351	1:11:24.1
40	350	0:15:37.9	374	0:23:07.3	374	0:32:05.3	352	0:39:43.5	365	0:55:27.8	401	1:13:10.3
41	333	0:15:42.6	347	0:23:09.5	342	0:32:10.6	349	0:40:01.5	346	0:55:35.5	402	1:13:41.8
42	374	0:15:49.4	341	0:23:12.6	341	0:32:10.6	356	0:40:03.4	338	0:55:40.8	361	1:13:56.5
43	343	0:15:51.5	333	0:23:13.7	333	0:32:15.2	365	0:40:23.4	348	0:55:58.5	353	1:14:02.6
44	316	0:15:51.6	342	0:23:15.6	329	0:32:44.3	338	0:40:36.7	351	0:56:06.4	362	1:14:06.6
45	355	0:15:52.5	349	0:23:34.8	352	0:32:48.8	346	0:40:46.3	358	0:56:07.9	403	1:14:17.2
46	342	0:15:55.3	356	0:23:46.3	349	0:32:52.7	348	0:40:53.3	363	0:57:25.3	364	1:14:20.6
47	349	0:15:55.4	329	0:23:47.9	356	0:32:56.9	358	0:40:56.6	401	0:57:29.6	366	1:14:54.9
48	347	0:15:55.8	352	0:23:52.1	365	0:33:13.8	351	0:41:02.2	362	0:57:42.7	406	1:15:16.1
49	401	0:16:03.2	401	0:23:54.9	338	0:33:18.9	401	0:41:34.3	402	0:57:59.0	404	1:15:35.0
50	341	0:16:07.2	338	0:23:56.3	351	0:33:38.3	363	0:41:43.8	361	0:58:01.7	368	1:15:49.7
51	356	0:16:12.1	365	0:24:02.1	401	0:33:41.9	402	0:41:50.5	353	0:58:37.7	369	1:17:32.4
52	338	0:16:17.5	402	0:24:20.8	348	0:33:42.6	353	0:42:13.6	364	0:58:39.1	408	1:17:34.9
53	329	0:16:22.3	351	0:24:21.9	358	0:33:44.2	362	0:42:15.3	403	0:58:46.3	411	1:19:04.5
54	352	0:16:27.4	363	0:24:30.2	346	0:33:44.7	361	0:42:16.6	366	0:58:55.1	405	1:21:05.5
55	402	0:16:29.1	348	0:24:30.6	363	0:34:07.2	403	0:42:50.1	406	0:59:20.0	410	1:27:46.6
56	365	0:16:31.1	358	0:24:31.3	402	0:34:17.3	406	0:42:54.0	368	0:59:36.7	377	1:37:29.9
57	351	0:16:41.2	346	0:24:45.9	361	0:34:40.4	366	0:43:01.2	404	0:59:43.7		
58	363	0:16:43.8	361	0:24:54.8	353	0:34:49.3	368	0:43:12.7	369	1:00:54.4		
59	357	0:16:53.6	403	0:25:10.8	362	0:34:54.7	364	0:43:18.8	408	1:01:01.7		
60	361	0:16:54.2	353	0:25:10.9	403	0:35:08.3	404	0:43:32.9	411	1:02:26.8		
61	358	0:16:55.8	406	0:25:15.6	406	0:35:08.9	373	0:44:00.0	354	1:04:25.1		
62	348	0:17:00.6	362	0:25:23.4	370	0:35:09.2	408	0:44:02.7	405	1:05:22.9		
63	370	0:17:10.1	370	0:25:25.8	366	0:35:28.8	369	0:44:11.7	410	1:09:38.5		
64	403	0:17:11.9	408	0:25:29.7	368	0:35:34.8	411	0:45:19.8	377	1:19:25.2		
65	408	0:17:17.7	366	0:25:32.9	404	0:35:40.3	354	0:48:35.7				
66	406	0:17:19.1	404	0:25:33.1	364	0:35:46.6	405	0:49:28.3				
67	404	0:17:19.7	368	0:25:46.0	408	0:36:02.3	410	0:51:21.1				
68	353	0:17:22.4	364	0:25:59.3	369	0:36:23.9	377	1:05:12.1				
69	346	0:17:23.4	369	0:26:20.9	411	0:37:08.4						
70	366	0:17:34.4	411	0:26:27.9	354	0:41:15.7						
71	364	0:17:41.5	371	0:27:22.1	405	0:41:54.2						
72	362	0:17:44.5	410	0:31:10.5	410	0:42:29.1						
73	368	0:17:48.9	354	0:31:46.6	332	0:54:53.9						
74	411	0:17:55.4	405	0:32:04.4	377	0:58:24.2						



®Supported by



Trackrod Historic Cup & Land Rover Challenge 2023

22/23 September 2023

Final Stage Chart

Cumulative positions after each stage (including all additional penalties)



Posn	Stage											
	1 Dalby		2 Gale Rigg		3 Cropton		4 Staindale		5 Dalby		6 Langdale	
75	369	0:18:16.0	409	0:32:57.7								
76	371	0:18:42.1	318	0:46:01.4								
77	409	0:19:57.7	377	0:46:02.5								
78	410	0:21:48.1	332	0:46:07.4								
79	354=	0:24:00.0										
80	405=	0:24:00.0										
81	318=	0:39:00.0										
82	332=	0:39:00.0										
83	377=	0:39:00.0										

Issued at 19:55 on 23 September 2023

16

Results by Tynemouth Computer Services.



®Supported by

