



Trackrod Forest Stages 2017

30 September 2017

Final Award Winners

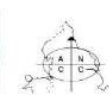


Pos	No.	Driver/Co-Driver	Class	Vehicle	Total	Diff. Leader	Overall Pos
Overall Awards							
1	1	Charles Payne/Carl Williamson	B14	Ford Fiesta WRC	0:43:38.6		1
2	2	Stephen Petch/Michael Wilkinson	B14	Ford Fiesta RSWRC	0:43:38.8	0:00.2	2
3	136	Thomas Preston/Stuart Loudon	B14	Škoda R5	0:45:02.3	1:23.7	3
Class N3							
1	68	Alasdair Currie/Steven Brown	N3	Ford Fiesta ST	0:51:59.5		30
2	99	Richard Wells/Calvin Houldsworth	N3	Ford Fiesta ST	0:51:59.5	0:00.0	32
3	141	Jon Ambler/Simon Jones	N3	Ford Fiesta ST	0:55:14.6	3:15.1	41
Class N4							
1	7	Pat Naylor/Ian Lawrence	N4	Mitsubishi Evo 9	0:46:11.2		5
Class B10							
1	31	David Bennett/Alistair McNeil	B10	Vauxhall Corsa	0:48:59.1		13
2	121	George Lepley/Tom Woodburn	B10	Ford Fiesta R2	0:50:53.6	1:54.5	22
3	39	Jordan Reynolds/Richard Pashley	B10	Ford Fiesta R2	0:51:14.8	2:15.7	26
Class B11							
1	101	Daniel Beckham/Howard Pridmore	B11	Ford Fiesta RWD	0:49:53.5		15
2	24	Barry Jordan/James Gratton-Smith	B11	Hillman Avenger	0:50:27.6	0:34.1	19
3	44	Andy Davison/Tom Murphy	B11	Talbot Sunbeam VXR	0:50:53.5	1:00.0	21
Class B12							
1	32	Ashley Davies/Sam Fordham	B12	Ford Escort RS	0:49:56.6		16
2	135	Richard Sykes/Steve Link	B12	Citroën DS3 R3	0:50:56.4	0:59.8	23
3	42	Gary Cooper/Jon Riley	B12	Subaru Impreza RWD	0:52:16.4	2:19.8	33
Class B13							
1	10	Phil Pickard/Simon Pickard	B13	Subaru Impreza	0:46:18.3		7
2	11	Ian Joel/Graeme Wood	B13	Ford Escort Cosworth	0:46:31.3	0:13.0	8
3	82	Peter Baylis/Anthony Blyth	B13	Mitsubishi Evo 9	0:48:54.7	2:36.4	12
Class B14							
1	16	Peter M Stephenson/Ian Windress	B14	Ford Focus WRC 06	0:46:03.6		4
2	8	Robert Swann/Darren Garrod	B14	Ford Fiesta R5	0:46:37.8	0:34.2	9
3	28	James Slaughter/James Whitaker	B14	Ford Fiesta	0:47:09.4	1:05.8	10
Class 1400C							
1	122	Rob Evett/Michael Evett	1400C	MG ZR	0:56:59.1		49
2	118	Carl Davies/Richard Jones	1400C	Nissan Micra	0:57:04.3	0:05.2	50
3	113	Ashley Young/Thomas Lambert	1400C	Nissan Micra	0:59:52.1	2:53.0	56
Class 1400S							
1	62	Ed Fossey/Chris Sharpe-Simkiss	1400S	Toyota Yaris	0:51:59.5		31
2	119	Dan Chambers/Tom Stoker	1400S	Ford Ka	1:02:41.5	10:42.0	60
Class RF1.4							
1	74	Bart Lang/Sinclair Young	RF1.4	Nissan Micra	0:56:01.6		47

Issued at 18:35 on 30 September 2017

1

Results by Tynemouth Computer Services





Trackrod Forest Stages 2017

30 September 2017

Final Results



Pos	No.	Driver/Co-driver	Class	Class Posn.	Vehicle	Total Stages	Total Penalty	Total Time	Diff. Leader
1	1	Charles Payne/Carl Williamson	B14	1	Ford Fiesta WRC	0:43:38.6		0:43:38.6	
2	2	Stephen Petch/Michael Wilkinson	B14	2	Ford Fiesta RSWRC	0:43:38.8		0:43:38.8	0:00.2
3	136	Thomas Preston/Stuart Loudon	B14	3	Škoda R5	0:45:02.3		0:45:02.3	1:23.7
4	16	Peter M Stephenson/Ian Windress	B14	4	Ford Focus WRC 06	0:46:03.6		0:46:03.6	2:25.0
5	7	Pat Naylor/Ian Lawrence	N4	1	Mitsubishi Evo 9	0:46:11.2		0:46:11.2	2:32.6
6	5	Sacha Kakad/James Aldridge	N4	2	Mitsubishi Evo X	0:46:17.8		0:46:17.8	2:39.2
7	10	Phil Pickard/Simon Pickard	B13	1	Subaru Impreza	0:46:18.3		0:46:18.3	2:39.7
8	11	Ian Joel/Graeme Wood	B13	2	Ford Escort Cosworth	0:46:31.3		0:46:31.3	2:52.7
9	8	Robert Swann/Darren Garrod	B14	5	Ford Fiesta R5	0:46:37.8		0:46:37.8	2:59.2
10	28	James Slaughter/James Whitaker	B14	6	Ford Fiesta	0:47:09.4		0:47:09.4	3:30.8
11	14	Peter Smith/John Millington	B14	7	Ford Fiesta R5	0:47:22.7		0:47:22.7	3:44.1
12	82	Peter Baylis/Anthony Blyth	B13	3	Mitsubishi Evo 9	0:48:54.7		0:48:54.7	5:16.1
13	31	David Bennett/Alistair McNeil	B10	1	Vauxhall Corsa	0:48:59.1		0:48:59.1	5:20.5
14	15	Brian Bell/Jamie Edwards	B14	8	Ford Focus 07 WRC	0:49:45.7		0:49:45.7	6:07.1
15	101	Daniel Beckham/Howard Pridmore	B11	1	Ford Fiesta RWD	0:49:53.5		0:49:53.5	6:14.9
16	32	Ashley Davies/Sam Fordham	B12	1	Ford Escort RS	0:49:56.6		0:49:56.6	6:18.0
17	96	Paul Street/Ian Jones	H3	1	Ford Escort Mk2	0:50:12.7		0:50:12.7	6:34.1
18	27	Rob Dennis/Andrew Boswell	H3	2	Ford Escort Mk2	0:50:23.6		0:50:23.6	6:45.0
19	24	Barry Jordan/James Gratton-Smith	B11	2	Hillman Avenger	0:50:27.6		0:50:27.6	6:49.0
20	78	Daniel Mennell/Heather Grisedale	B13	4	Subaru Impreza	0:50:31.1		0:50:31.1	6:52.5
21	44	Andy Davison/Tom Murphy	B11	3	Talbot Sunbeam VXR	0:50:53.5		0:50:53.5	7:14.9
22	121	George Lepley/Tom Woodburn	B10	2	Ford Fiesta R2	0:50:53.6		0:50:53.6	7:15.0
23	135	Richard Sykes/Steve Link	B12	2	Citroën DS3 R3	0:50:56.4		0:50:56.4	7:17.8
24	43	Steve Hopewell/Clive Jones	B11	4	Ford Escort	0:51:07.8		0:51:07.8	7:29.2
25	45	John Tolson/Connor Tolson	B13	5	Subaru Impreza	0:51:12.7		0:51:12.7	7:34.1
26	39	Jordan Reynolds/Richard Pashley	B10	3	Ford Fiesta R2	0:51:14.8		0:51:14.8	7:36.2
27	138	Gee Atherton/Keaton Williams	B10	4	Ford Fiesta R2T	0:51:28.2		0:51:28.2	7:49.6
28	97	Tommy Graham/Mark Pickering	B13	6	Mitsubishi Evo 8	0:51:40.7		0:51:40.7	8:02.1
29	103	Charlie Barlow/Emma Morrison	B10	5	Ford Fiesta R2	0:51:51.1		0:51:51.1	8:12.5
30	68	Alasdair Currie/Steven Brown	N3	1	Ford Fiesta ST	0:51:59.5		0:51:59.5	8:20.9
31	62	Ed Fossey/Chris Sharpe-Simkiss	1400S	1	Toyota Yaris	0:51:59.5		0:51:59.5	8:20.9
32	99	Richard Wells/Calvin Houldsworth	N3	2	Ford Fiesta ST	0:51:59.5		0:51:59.5	8:20.9
33	42	Gary Cooper/Jon Riley	B12	3	Subaru Impreza RWD	0:52:16.4		0:52:16.4	8:37.8
34	46	Andy Graham/Ryan Graham	B13	7	Subaru Impreza	0:52:36.3		0:52:36.3	8:57.7
35	105	David Auden/Chris Row	B13	8	Mitsubishi Evo 6	0:52:56.9		0:52:56.9	9:18.3
36	102	Mike Reed/Miles Cartwright	B12	4	Ford Escort Mk2	0:53:24.6		0:53:24.6	9:46.0
37	134	Paul Bonas/Arwel Jenkins	B13	9	Subaru Impreza	0:53:24.7		0:53:24.7	9:46.1
38	64	Robin Shuttleworth/Ronnie Roughead	H1	1	Ford Mk1 Escort Mexico	0:53:40.1		0:53:40.1	10:01.5
39	91	Jan Budge/Bruce Lindsay	B13	10	Subaru Impreza	0:53:45.9		0:53:45.9	10:07.3
40	140	Gordon Alexander/Ian Clark	B10	6	Vauxhall Nova	0:54:38.5		0:54:38.5	10:59.9
41	141	Jon Ambler/Simon Jones	N3	3	Ford Fiesta ST	0:55:14.6		0:55:14.6	11:36.0
42	55	Richard Warne/Chris Deal	B11	5	Ford Escort RS	0:55:18.0		0:55:18.0	11:39.4
43	114	Ian Jemison/Dean Kellett	B12	5	Porsche Boxster	0:55:19.6		0:55:19.6	11:41.0
44	52	Tom Easson/Abigail Haycock	N3	4	Ford Fiesta ST	0:55:34.7		0:55:34.7	11:56.1
45	71	John Hepworth/Dave Boyes	B11	6	Ford Escort	0:55:49.1		0:55:49.1	12:10.5
46	86	Ryan Blandford/Chris Dove	B10	7	Citroën C2R2	0:55:56.4		0:55:56.4	12:17.8
47	74	Bart Lang/Sinclair Young	RF1.4	1	Nissan Micra	0:56:01.6		0:56:01.6	12:23.0
48	49	Graham Haigh/Kari Bates	B11	7	Ford Escort Mk2	0:56:37.4		0:56:37.4	12:58.8
49	122	Rob Evett/Michael Evett	1400C	1	MG ZR	0:56:59.1		0:56:59.1	13:20.5
50	118	Carl Davies/Richard Jones	1400C	2	Nissan Micra	0:57:04.3		0:57:04.3	13:25.7
51	87	Stephen Oade/Joe Oade	B13	11	Subaru Impreza	0:57:18.6		0:57:18.6	13:40.0

Issued at 18:35 on 30 September 2017

2

Results by Tynemouth Computer Services



Trackrod Forest Stages 2017

30 September 2017

Final Results



Pos	No.	Driver/Co-driver	Class	Class Posn.	Vehicle	Total Stages	Total Penalty	Total Time	Diff. Leader
52	40	Sam Bilham/Cameron Fair	N3	5	Ford Fiesta ST	0:57:26.3		0:57:26.3	13:47.7
53	53	Ben Cree/Mat Smith	B10	8	Peugeot 205 GTI	0:58:35.3		0:58:35.3	14:56.7
54	95	Phil Sawyer/Jamie Mactavish	B11	8	Ford Fiesta ST	0:58:37.1		0:58:37.1	14:58.5
55	57	Becky Kirvan-Rodgers/Christopher Ridge	N3	6	Ford Fiesta ST	0:59:27.6		0:59:27.6	15:49.0
56	113	Ashley Young/Thomas Lambert	1400C	3	Nissan Micra	0:59:52.1		0:59:52.1	16:13.5
57	115	Martin Wray/Jamie Wray	1400C	4	Volkswagen Polo	1:00:30.3		1:00:30.3	16:51.7
58	67	Chris Marlow/Ralph Stork	B10	9	Citroën C2	1:01:36.0		1:01:36.0	17:57.4
59	123	David Perkins/Jordan Joines	RF1.4	2	Nissan Micra	1:02:39.3		1:02:39.3	19:00.7
60	119	Dan Chambers/Tom Stoker	1400S	2	Ford Ka	1:02:41.5		1:02:41.5	19:02.9
61	120	Brendan Leonard/Neil Bye	RF1.6	1	VW	1:02:43.9		1:02:43.9	19:05.3
62	126	Ron Hall/Paul Hudson	B11	9	Subaru Impreza	1:03:18.4		1:03:18.4	19:39.8
63	65	Kris Hopkins/Martin Melsome-Smith	B11	10	Ford Focus	1:04:43.5		1:04:43.5	21:04.9
64	117	Phil Spilsted/Paul Gallagher	RF1.4	3	Nissan Micra	1:05:06.0		1:05:06.0	21:27.4
65	124	Christopher Bush/Robert Clark Smith	1400S	3	Vauxhall Corsa	0:59:34.5	10:00.0	1:09:34.5	25:55.9

Issued at 18:35 on 30 September 2017

3

Results by Tynemouth Computer Services





Trackrod Forest Stages 2017

30 September 2017

Final Results by Competition Number

Results to MTC6

Number of starters is 91

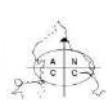


No.	Pos	Entrant/Sponsor Driver/Co-driver	Class	Class Posn.	Vehicle	Total Stages	Total Penalty	Total Time	Diff. Leader
1	1	Charles Payne/Carl Williamson	B14	1	Ford Fiesta WRC	0:43:38.6		0:43:38.6	
2	2	WD40/SGP Motorsport/SG Petch 4x4 Stephen Petch/Michael Wilkinson	B14	2	Ford Fiesta RSWRC	0:43:38.8		0:43:38.8	0:00.2
3		R S Hunter Tarmac/Lewis & Hunter Contracting Hugh Hunter/Rob Fagg	B14		Ford Fiesta WRC	Overheating at Regroup			
4		GPM & SW Engineering Russ Thompson/Andy Murphy	N4		Mitsubishi Evo 9	Retired after SS2			
5	6	Westbase Technology Limited Sacha Kakad/James Aldridge	N4	2	Mitsubishi Evo X	0:46:17.8		0:46:17.8	2:39.2
6		Simmons Motorsport/Evolution/Duncan Toplis Karl Simmons/Guy Simmons	B14		Subaru S11 WRC	Gear Selection before SS2			
7	5	Mercian Cutting Tools/Maxxis Tyres/JCB/GPM Pat Naylor/Ian Lawrence	N4	1	Mitsubishi Evo 9	0:46:11.2		0:46:11.2	2:32.6
8	9	Robert Swann/Darren Garrod	B14	5	Ford Fiesta R5	0:46:37.8		0:46:37.8	2:59.2
9		R H Motors Richard Hill/Steffan Evans	N4		Mitsubishi Evo IX	Stopped SS2			
10	7	Phil Pickard/Simon Pickard	B13	1	Subaru Impreza	0:46:18.3		0:46:18.3	2:39.7
11	8	MRF Competition Tyres/Fuchs Lubricants/710 Motorsport Oils Ian Joel/Graeme Wood	B13	2	Ford Escort Cosworth	0:46:31.3		0:46:31.3	2:52.7
12		WD40/SGP Motorsport/Sgpetch 4x4 Steve Petch/John Richardson	B14		Ford Fiesta S2000	Mechanical SS2			
14	11	Swift Caravans Peter Smith/John Millington	B14	7	Ford Fiesta R5	0:47:22.7		0:47:22.7	3:44.1
15	14	Bell Leisure Brian Bell/Jamie Edwards	B14	8	Ford Focus 07 WRC	0:49:45.7		0:49:45.7	6:07.1
16	4	Able UK Ltd Peter M Stephenson/Ian Windress	B14	4	Ford Focus WRC 06	0:46:03.6		0:46:03.6	2:25.0
24	19	GJM/Jondel Race Cakes Barry Jordan/James Gratton-Smith	B11	2	Hillman Avenger	0:50:27.6		0:50:27.6	6:49.0
27	18	Denwell Coaches Rob Dennis/Andrew Boswell	H3	2	Ford Escort Mk2	0:50:23.6		0:50:23.6	6:45.0
28	10	Tiger Risk Partners/Kumho/MIS James Slaughter/James Whitaker	B14	6	Ford Fiesta	0:47:09.4		0:47:09.4	3:30.8
31	13	David Bennett/Alistair McNeil	B10	1	Vauxhall Corsa	0:48:59.1		0:48:59.1	5:20.5
32	16	Burton Power Ashley Davies/Sam Fordham	B12	1	Ford Escort RS	0:49:56.6		0:49:56.6	6:18.0
35		Brian Ross/Mark Fisher	B13		Mitsubishi Evo 6	Off road SS6			
37		S Hughes Electrical/Autolink Services Simon Tuckman/Shawn Hughes	B11		Ford Escort	Stopped SS6			
39	26	Bill Gwynne Rallyschool Jordan Reynolds/Richard Pashley	B10	3	Ford Fiesta R2	0:51:14.8		0:51:14.8	7:36.2
40	52	Ent: 2300 Club John Easson Award Spon: /Reis Insurance/Calv Sam Bilham/Cameron Fair	N3	5	Ford Fiesta ST	0:57:26.3		0:57:26.3	13:47.7
42	33	AG Motors Cockey Hill Gary Cooper/Jon Riley	B12	3	Subaru Impreza RWD	0:52:16.4		0:52:16.4	8:37.8
43	24	Group B Motorsport Steve Hopewell/Clive Jones	B11	4	Ford Escort	0:51:07.8		0:51:07.8	7:29.2
44	21	RES Teesdale Scaffold Ltd Andy Davison/Tom Murphy	B11	3	Talbot Sunbeam VXR	0:50:53.5		0:50:53.5	7:14.9
45	25	Phoenix CNC ENG Ltd/GJT Building Ltd/Sheffield Rolling Road John Tolson/Connor Tolson	B13	5	Subaru Impreza	0:51:12.7		0:51:12.7	7:34.1

Issued at 18:35 on 30 September 2017

4

Results by Tynemouth Computer Services





Trackrod Forest Stages 2017

30 September 2017

Final Results by Competition Number

Results to MTC6

Number of starters is 91



No.	Pos	Entrant/Sponsor Driver/Co-driver	Class	Class Posn.	Vehicle	Total Stages	Total Penalty	Total Time	Diff. Leader
46	34	APB Group Ltd Andy Graham/Ryan Graham	B13	7	Subaru Impreza	0:52:36.3		0:52:36.3	8:57.7
49	48	G Haigh & Sons/Tanfield Engineering Services Graham Haigh/Kari Bates	B11	7	Ford Escort Mk2	0:56:37.4		0:56:37.4	12:58.8
52	44	Colin Easson Motors Tom Easson/Abigail Haycock	N3	4	Ford Fiesta ST	0:55:34.7		0:55:34.7	11:56.1
53	53	Homemade and Vintage/Terry Cree Motorsport Ben Cree/Mat Smith	B10	8	Peugeot 205 GTI	0:58:35.3		0:58:35.3	14:56.7
54		North of England Activity Centre Phil Thompson/Fred Roberts	H2		Ford Escort Mk1 RS2000	Stopped SS5			
55	42	Car Spares Cheshunt Ltd Richard Warne/Chris Deal	B11	5	Ford Escort RS	0:55:18.0		0:55:18.0	11:39.4
57	55	APD Communications Becky Kirvan-Rodgers/Christopher Ridge	N3	6	Ford Fiesta ST	0:59:27.6		0:59:27.6	15:49.0
61		AB Plant Service/Flockspeed Flocking Service Richard Hepworth/Marc Hepworth	B11		Ford Focus RWD	Retired after SS2			
62	31	Yokohama/Next Big Step/Caravan-sites.co.uk/Herock/TS Tools Ed Fossey/Chris Sharpe-Simkiss	1400S	1	Toyota Yaris	0:51:59.5		0:51:59.5	8:20.9
63		TNT Tyres (Ludlow) Dave Brick/Toby Brick	1400S		Vauxhall Nova	Mechanical SS6			
64	38	Arch Building Supplies Robin Shuttleworth/Ronnie Roughead	H1	1	Ford Mk1 Escort Mexico	0:53:40.1		0:53:40.1	10:01.5
65	63	Kris Hopkins/Martin Melsome-Smith	B11	10	Ford Focus	1:04:43.5		1:04:43.5	21:04.9
67	58	Chris Marlow/Ralph Stork	B10	9	Citroën C2	1:01:36.0		1:01:36.0	17:57.4
68	30	Colin Telfer Engineering Alasdair Currie/Steven Brown	N3	1	Ford Fiesta ST	0:51:59.5		0:51:59.5	8:20.9
71	45	John Hepworth/Dave Boyes	B11	6	Ford Escort	0:55:49.1		0:55:49.1	12:10.5
74	47	Langsport Bart Lang/Sinclair Young	RF1.4	1	Nissan Micra	0:56:01.6		0:56:01.6	12:23.0
75		MGL Electrical Martin Lavery/Phil Kenny	N3		Ford Fiesta ST	Mechanical SS6			
77		Yukspeed Rally Spares/Yuk's Fast Book Yuk Hodgson/Jem Hodgson	B11		Ford Escort Mk2	Electrics SS6			
78	20	MMP Motorsport Daniel Mennell/Heather Grisedale	B13	4	Subaru Impreza	0:50:31.1		0:50:31.1	6:52.5
79		Stage-Rally Ltd Dan Hart/Ash Young	B12		Opel Manta	Transmission SS4			
82	12	Artificial Lawn Company Ltd Peter Baylis/Anthony Blyth	B13	3	Mitsubishi Evo 9	0:48:54.7		0:48:54.7	5:16.1
83		Antrobus Golf Club Mike Axford/Dave Thomason	B10		Ford Fiesta RS	Mechanical SS3			
84		Bernie McLean/Garth Howell	B11		Lotus Elise	Retired after SS4			
85		Complete Technology Ltd/Norden Services Ltd Kenny Brown/Alan Brown	N3		Nissan Almera GTi	OTL			
86	46	Real Plumbing and Heating Ryan Blandford/Chris Dove	B10	7	Citroën C2R2	0:55:56.4		0:55:56.4	12:17.8
87	51	Marsh Garage Motorsport/Replacement Service/Redline Competi Stephen Oade/Joe Oade	B13	11	Subaru Impreza	0:57:18.6		0:57:18.6	13:40.0
88		Hanson Chartered Surveyors/Glebe Street Garage Jason Metcalfe/David Batley	B11		Ford Fiesta ST 150	OTL			

Issued at 18:35 on 30 September 2017

5

Results by Tynemouth Computer Services





Trackrod Forest Stages 2017

30 September 2017

Final Results by Competition Number

Results to MTC6

Number of starters is 91



No.	Pos	Entrant/Sponsor Driver/Co-driver	Class	Class Posn.	Vehicle	Total Stages	Total Penalty	Total Time	Diff. Leader
91	39	Jantech Autoservices/Chonka MOT Vehicle Services Bedale Jan Budge/Bruce Lindsay	B13	10	Subaru Impreza	0:53:45.9		0:53:45.9	10:07.3
94		George Morrison/Jon Quintrell	1400C		MG ZR	Mechanical	SS4		
95	54	Entrant: Rallyme.co.uk/Rallycarsforhire.co.uk Phil Sawyer/Jamie Mactavish	B11	8	Ford Fiesta ST	0:58:37.1		0:58:37.1	14:58.5
96	17	PJS Marine Paul Street/Ian Jones	H3	1	Ford Escort Mk2	0:50:12.7		0:50:12.7	6:34.1
97	28	Tommy Graham/Mark Pickering	B13	6	Mitsubishi Evo 8	0:51:40.7		0:51:40.7	8:02.1
98		Hippo Motor Group Tommi Meadows/Ian Oakey	1400S		Ford Ka	Differential	before SS4		
99	32	Philips Legal Solicitors Richard Wells/Calvin Houldsworth	N3	2	Ford Fiesta ST	0:51:59.5		0:51:59.5	8:20.9
101	15	Daniel Beckham/Howard Pridmore	B11	1	Ford Fiesta RWD	0:49:53.5		0:49:53.5	6:14.9
102	36	Mike Reed/Miles Cartwright	B12	4	Ford Escort Mk2	0:53:24.6		0:53:24.6	9:46.0
103	29	Alpine Services/RED Charlie Barlow/Emma Morrison	B10	5	Ford Fiesta R2	0:51:51.1		0:51:51.1	8:12.5
105	35	Rallycar-Insurance David Auden/Chris Row	B13	8	Mitsubishi Evo 6	0:52:56.9		0:52:56.9	9:18.3
106		HG Vehicles/Builders Supply/C&C Fabs/Baymix/MRF Mike Wolff/Mark Twiname	B12		BMW E30	Retired in Service			
107		V.a.j. Lubricants Ltd Timo Kennish/Dianne Tiddler Stevenson	B12		BMW M3 Compact	Lost drive	SS2		
111		JVT Building Contractors Chris Lawson/Richard Wardle	1400C		Vauxhall Nova	Driveshaft	SS6		
113	56	Boulton Haulage/King Street Motors Ashley Young/Thomas Lambert	1400C	3	Nissan Micra	0:59:52.1		0:59:52.1	16:13.5
114	43	Alloywheelrepairs.com Ian Jemison/Dean Kellett	B12	5	Porsche Boxster	0:55:19.6		0:55:19.6	11:41.0
115	57	DES Winks Volkswagen/Skoda Martin Wray/Jamie Wray	1400C	4	Volkswagen Polo	1:00:30.3		1:00:30.3	16:51.7
116		Westmorland Flooring Pete Gorst/Phil King	1400C		Citroën Saxo	Driveshaft	SS4		
117	64	Elite Surfacing Ltd Phil Spilsted/Paul Gallagher	RF1.4	3	Nissan Micra	1:05:06.0		1:05:06.0	21:27.4
118	50	Staion Works Garage Carl Davies/Richard Jones	1400C	2	Nissan Micra	0:57:04.3		0:57:04.3	13:25.7
119	60	Mountain GAS Services/Rallyline Garage Dan Chambers/Tom Stoker	1400S	2	Ford Ka	1:02:41.5		1:02:41.5	19:02.9
120	61	Entrant: Rallyme.co.uk/Rallycarsforhire.co.uk Brendan Leonard/Neil Bye	RF1.6	1	VW	1:02:43.9		1:02:43.9	19:05.3
121	22	Jason Lepley Motorsport George Lepley/Tom Woodburn	B10	2	Ford Fiesta R2	0:50:53.6		0:50:53.6	7:15.0
122	49	Rob Evett/Michael Evett	1400C	1	MG ZR	0:56:59.1		0:56:59.1	13:20.5
123	59	Jewson/Parkside Vetinary Practice/Rhyl Tyre Exhaust David Perkins/Jordan Joines	RF1.4	2	Nissan Micra	1:02:39.3		1:02:39.3	19:00.7
124	65	Company NO9 Furniture Christopher Bush/Robert Clark Smith	1400S	3	Vauxhall Corsa	0:59:34.5	10:00.0	1:09:34.5	25:55.9
125		Iconsys James Hutchings/Kevin Hutchings	B10		Vauxhall Nova	Clutch after	SS4		
126	62	Ent: Rallyme.co.uk/Rallycarsforhire.co.uk Spon: Rallyme.co. Ron Hall/Paul Hudson	B11	9	Subaru Impreza	1:03:18.4		1:03:18.4	19:39.8

Issued at 18:35 on 30 September 2017

6

Results by Tynemouth Computer Services





Trackrod Forest Stages 2017

30 September 2017
Final Results by Competition Number
Results to MTC6
Number of starters is 91



No.	Pos	Entrant/Sponsor Driver/Co-driver	Class	Class Posn.	Vehicle	Total Stages	Total Penalty	Total Time	Diff. Leader
132		Tony Williams Accident Repairs Tony Williams/Karen Phelps	B11		Ford Escort RS	Stopped SS2			
133		David Coatsworth/Chris Pattison	1400C		MG ZR	Mechanical SS2			
134	37	Rallynuts Motorsport Paul Bonas/Arwel Jenkins	B13	9	Subaru Impreza	0:53:24.7		0:53:24.7	9:46.1
135	23	G I Sykes Richard Sykes/Steve Link	B12	2	Citroën DS3 R3	0:50:56.4		0:50:56.4	7:17.8
136	3	Hippo Motor Group Thomas Preston/Stuart Loudon	B14	3	Škoda R5	0:45:02.3		0:45:02.3	1:23.7
138	27	Silverline Tools/Palletforce/Atherton Racing Gee Atherton/Keaton Williams	B10	4	Ford Fiesta R2T	0:51:28.2		0:51:28.2	7:49.6
140	40	Gordon Alexander/Ian Clark	B10	6	Vauxhall Nova	0:54:38.5		0:54:38.5	10:59.9
141	41	Jon Ambler/Simon Jones	N3	3	Ford Fiesta ST	0:55:14.6		0:55:14.6	11:36.0

Issued at 18:35 on 30 September 2017

7

Results by Tynemouth Computer Services





Trackrod Forest Stages 2017

30 September 2017

Final Stage Times

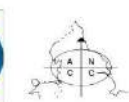


No.	Driver	Class	SS 2	SS 3	SS 4	SS 5	SS 6	Penalties	
			Langdale	Staindale	Gale Rigg	Cropton	Dalby		
1	Charles Payne	B14	12:08.7	5:51.1	5:50.6	7:37.6	12:10.6		
2	Stephen Petch	B14	12:22.9	5:42.5	5:54.8	7:34.9	12:03.7		
3	Hugh Hunter	B14	12:09.4	5:46.6	Overheating at Regroup				
4	Russ Thompson	N4	12:56.0	Retired after SS2					
5	Sacha Kakad	N4	13:03.8	5:57.3	6:27.6	8:06.1	12:43.0		
6	Karl Simmons	B14	Gear Selection before SS2						
7	Pat Naylor	N4	12:57.2	6:05.7	6:17.8	8:07.3	12:43.2		
8	Robert Swann	B14	13:08.5	6:05.0	6:17.3	8:13.8	12:53.2		
9	Richard Hill	N4	Stopped SS2						
10	Phil Pickard	B13	12:48.3	6:02.1	6:13.2	8:10.6	13:04.1		
11	Ian Joel	B13	13:03.7	6:06.4	6:18.2	8:10.2	12:52.8		
12	Steve Petch	B14	Mechanical SS2						
14	Peter Smith	B14	13:23.2	6:09.0	6:23.3	8:15.1	13:12.1		
15	Brian Bell	B14	14:25.0	6:18.6	6:31.7	8:29.2	14:01.2		
16	Peter M Stephenson	B14	12:42.4	6:03.4	6:16.5	8:02.9	12:58.4		
24	Barry Jordan	B11	14:06.7	6:34.5	6:44.0	8:55.2	14:07.2		
27	Rob Dennis	H3	14:04.2	6:31.9	6:50.9	8:49.0	14:07.6		
28	James Slaughter	B14	13:15.8	6:10.5	6:19.3	8:19.1	13:04.7		
31	David Bennett	B10	13:45.5	6:23.0	6:44.6	8:36.9	13:29.1		
32	Ashley Davies	B12	13:51.8	6:26.0	6:46.3	8:59.0	13:53.5		
35	Brian Ross	B13	13:35.0	6:25.1	6:39.2	8:48.6	Off road SS6		
37	Simon Tuckman	B11	14:39.5	12:00.0	7:08.2	9:13.4	Stopped SS6		
39	Jordan Reynolds	B10	14:29.1	6:40.5	6:54.1	9:00.0	14:11.1		
40	Sam Bilham	N3	14:30.0	12:00.0	7:06.9	9:13.6	14:35.8		
42	Gary Cooper	B12	14:37.6	6:50.5	6:59.8	9:05.7	14:42.8		
43	Steve Hopewell	B11	14:18.2	6:39.9	6:53.3	9:02.3	14:14.1		
44	Andy Davison	B11	14:13.1	6:40.7	6:59.9	8:54.6	14:05.2		
45	John Tolson	B13	14:28.0	6:31.1	6:54.2	9:11.8	14:07.6		
46	Andy Graham	B13	14:51.2	6:53.9	7:09.3	9:13.7	14:28.2		
49	Graham Haigh	B11	15:59.0	7:13.1	7:53.5	9:37.2	15:54.6		
52	Tom Easson	N3	15:26.6	7:19.2	7:37.1	9:48.1	15:23.7		
53	Ben Cree	B10	14:27.2	6:44.7	6:59.9	16:00.0	14:23.5		
54	Phil Thompson	H2	15:41.1	7:19.9	7:29.3	Stopped SS5			
55	Richard Warne	B11	15:36.6	7:13.8	7:25.8	9:51.2	15:10.6		
57	Becky Kirvan-Rodgers	N3	16:53.2	7:34.9	7:49.9	10:32.7	16:36.9		
61	Richard Hepworth	B11	20:55.6	Retired after SS2					
62	Ed Fossey	1400S	14:27.4	6:48.0	7:03.1	9:12.0	14:29.0		
63	Dave Brick	1400S	14:19.4	6:40.2	6:53.4	9:06.9	Mechanical SS6		
64	Robin Shuttleworth	H1	15:02.5	7:00.3	7:20.4	9:26.7	14:50.2		
65	Kris Hopkins	B11	17:50.2	7:55.5	8:14.4	11:10.5	19:32.9		
67	Chris Marlow	B10	17:41.5	7:55.8	8:07.7	10:34.8	17:16.2		
68	Alasdair Currie	N3	14:26.1	6:47.0	7:02.2	9:16.8	14:27.4		
71	John Hepworth	B11	15:35.3	7:07.6	7:41.9	9:46.1	15:38.2		
74	Bart Lang	RF1.4	15:39.1	7:20.8	7:27.2	9:54.5	15:40.0		
75	Martin Laverty	N3	15:20.5	7:11.6	7:28.0	9:49.0	Mechanical SS6		
77	Yuk Hodgson	B11	17:25.8	7:28.7	7:38.4	9:41.0	Electrics SS6		
78	Daniel Mennell	B13	14:28.3	6:36.7	6:46.8	8:46.1	13:53.2		
79	Dan Hart	B12	15:51.2	7:07.8	Transmission SS4				
82	Peter Baylis	B13	13:47.7	6:28.7	6:37.1	8:38.2	13:23.0		
83	Mike Axford	B10	15:41.7	Mechanical SS3					

Issued at 18:35 on 30 September 2017

8

Results by Tynemouth Computer Services



ANECC SG Petch Stage Rally Championship



Trackrod Forest Stages 2017

30 September 2017

Final Stage Times



No.	Driver	Class	SS 2	SS 3	SS 4	SS 5	SS 6	Penalties
			Langdale	Staindale	Gale Rigg	Cropton	Dalby	
84	Bernie McLean	B11	16:26.4	7:31.7	8:19.1	Retired after SS4		
85	Kenny Brown	N3	15:12.5	12:00.0	7:20.7	9:32.9	OTL	
86	Ryan Blandford	B10	15:45.0	7:21.5	7:32.8	9:41.1	15:36.0	
87	Stephen Oade	B13	16:49.4	7:29.9	7:52.5	9:53.5	15:13.3	
88	Jason Metcalfe	B11	18:59.4	8:30.4	8:37.5	11:06.0	17:27.1	OTL
91	Jan Budge	B13	15:04.9	6:57.3	7:03.1	9:47.4	14:53.2	
94	George Morrison	1400C	16:18.3	8:20.0	Mechanical SS4			
95	Phil Sawyer	B11	16:37.3	7:41.8	7:50.2	10:16.6	16:11.2	
96	Paul Street	H3	14:00.8	6:27.6	6:47.0	8:57.5	13:59.8	
97	Tommy Graham	B13	15:03.2	6:46.0	6:54.8	8:42.3	14:14.4	
98	Tommi Meadows	1400S	15:56.5	7:07.4	Differential before SS4			
99	Richard Wells	N3	14:34.0	6:46.7	7:03.0	9:13.6	14:22.2	
101	Daniel Beckham	B11	13:53.8	6:32.9	6:43.7	8:43.8	13:59.3	
102	Mike Reed	B12	15:28.1	6:59.5	7:04.6	9:17.8	14:34.6	
103	Charlie Barlow	B10	14:32.6	6:42.6	6:51.8	9:21.4	14:22.7	
105	David Auden	B13	14:47.2	6:56.5	7:05.9	9:18.9	14:48.4	
106	Mike Wolff	B12	14:21.3	6:48.6	Retired in Service			
107	Timo Kennish	B12	Lost drive SS2					
111	Chris Lawson	1400C	16:03.4	7:24.8	7:30.0	9:46.5	Driveshaft SS6	
113	Ashley Young	1400C	17:06.7	7:38.4	7:56.1	10:27.6	16:43.3	
114	Ian Jemison	B12	15:34.9	7:11.6	7:23.6	9:36.2	15:33.3	
115	Martin Wray	1400C	17:19.6	7:59.0	8:07.3	10:30.3	16:34.1	
116	Pete Gorst	1400C	16:06.4	7:19.3	Driveshaft SS4			
117	Phil Spilsted	RF1.4	18:55.0	8:04.6	8:27.0	11:17.9	18:21.5	
118	Carl Davies	1400C	15:44.5	7:29.7	7:40.2	10:13.1	15:56.8	
119	Dan Chambers	1400S	18:09.1	8:00.0	8:19.2	10:36.4	17:36.8	
120	Brendan Leonard	RF1.6	17:46.1	7:58.7	8:22.8	10:28.1	18:08.2	
121	George Lepley	B10	14:21.4	6:38.8	6:55.0	9:00.1	13:58.3	
122	Rob Evett	1400C	15:45.4	7:35.0	7:37.8	10:00.2	16:00.7	
123	David Perkins	RF1.4	18:03.7	7:59.6	8:18.2	10:57.4	17:20.4	
124	Christopher Bush	1400S	16:29.7	8:39.6	7:42.3	10:19.1	16:23.8	10:00.0
125	James Hutchings	B10	14:32.4	6:51.7	13:00.0	Clutch after SS4		
126	Ron Hall	B11	17:19.4	7:59.6	8:25.7	10:52.2	18:41.5	
132	Tony Williams	B11	Stopped SS2					
133	David Coatsworth	1400C	Mechanical SS2					
134	Paul Bonas	B13	15:40.7	6:58.0	7:04.5	9:08.6	14:32.9	
135	Richard Sykes	B12	14:06.5	6:38.8	6:50.2	9:00.1	14:20.8	
136	Thomas Preston	B14	12:34.8	5:50.6	6:05.1	7:54.7	12:37.1	
138	Gee Atherton	B10	14:35.9	6:46.6	6:52.3	9:05.0	14:08.4	
140	Gordon Alexander	B10	15:19.5	7:38.8	7:15.0	9:25.2	15:00.0	
141	Jon Ambler	N3	15:19.0	7:07.9	7:24.9	9:38.5	15:44.3	





Trackrod Forest Stages 2017

30 September 2017

Final Class Results

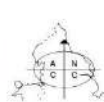


Pos	No.	Driver/Co-driver	Class	Ovrl Pos.	Vehicle	Total Stages	Total Penalty	Total Time	Diff. Leader
Class N3									
1	68	Alasdair Currie/Steven Brown	N3	30	Ford Fiesta ST	0:51:59.5		0:51:59.5	
2	99	Richard Wells/Calvin Houldsworth	N3	32	Ford Fiesta ST	0:51:59.5		0:51:59.5	0:00.0
3	141	Jon Ambler/Simon Jones	N3	41	Ford Fiesta ST	0:55:14.6		0:55:14.6	3:15.1
4	52	Tom Easson/Abigail Haycock	N3	44	Ford Fiesta ST	0:55:34.7		0:55:34.7	3:35.2
5	40	Sam Bilham/Cameron Fair	N3	52	Ford Fiesta ST	0:57:26.3		0:57:26.3	5:26.8
6	57	Becky Kirvan-Rodgers/Christopher Ridge	N3	55	Ford Fiesta ST	0:59:27.6		0:59:27.6	7:28.1
Class N4									
1	7	Pat Naylor/Ian Lawrence	N4	5	Mitsubishi Evo 9	0:46:11.2		0:46:11.2	
2	5	Sacha Kakad/James Aldridge	N4	6	Mitsubishi Evo X	0:46:17.8		0:46:17.8	0:06.6
Class B10									
1	31	David Bennett/Alistair McNeil	B10	13	Vauxhall Corsa	0:48:59.1		0:48:59.1	
2	121	George Lepley/Tom Woodburn	B10	22	Ford Fiesta R2	0:50:53.6		0:50:53.6	1:54.5
3	39	Jordan Reynolds/Richard Pashley	B10	26	Ford Fiesta R2	0:51:14.8		0:51:14.8	2:15.7
4	138	Gee Atherton/Keaton Williams	B10	27	Ford Fiesta R2T	0:51:28.2		0:51:28.2	2:29.1
5	103	Charlie Barlow/Emma Morrison	B10	29	Ford Fiesta R2	0:51:51.1		0:51:51.1	2:52.0
6	140	Gordon Alexander/Ian Clark	B10	40	Vauxhall Nova	0:54:38.5		0:54:38.5	5:39.4
7	86	Ryan Blandford/Chris Dove	B10	46	Citroën C2R2	0:55:56.4		0:55:56.4	6:57.3
8	53	Ben Cree/Mat Smith	B10	53	Peugeot 205 GTI	0:58:35.3		0:58:35.3	9:36.2
9	67	Chris Marlow/Ralph Stork	B10	58	Citroën C2	1:01:36.0		1:01:36.0	12:36.9
Class B11									
1	101	Daniel Beckham/Howard Pridmore	B11	15	Ford Fiesta RWD	0:49:53.5		0:49:53.5	
2	24	Barry Jordan/James Gratton-Smith	B11	19	Hillman Avenger	0:50:27.6		0:50:27.6	0:34.1
3	44	Andy Davison/Tom Murphy	B11	21	Talbot Sunbeam VXR	0:50:53.5		0:50:53.5	1:00.0
4	43	Steve Hopewell/Clive Jones	B11	24	Ford Escort	0:51:07.8		0:51:07.8	1:14.3
5	55	Richard Warne/Chris Deal	B11	42	Ford Escort RS	0:55:18.0		0:55:18.0	5:24.5
6	71	John Hepworth/Dave Boyes	B11	45	Ford Escort	0:55:49.1		0:55:49.1	5:55.6
7	49	Graham Haigh/Kari Bates	B11	48	Ford Escort Mk2	0:56:37.4		0:56:37.4	6:43.9
8	95	Phil Sawyer/Jamie Mactavish	B11	54	Ford Fiesta ST	0:58:37.1		0:58:37.1	8:43.6
9	126	Ron Hall/Paul Hudson	B11	62	Subaru Impreza	1:03:18.4		1:03:18.4	13:24.9
10	65	Kris Hopkins/Martin Melsome-Smith	B11	63	Ford Focus	1:04:43.5		1:04:43.5	14:50.0
Class B12									
1	32	Ashley Davies/Sam Fordham	B12	16	Ford Escort RS	0:49:56.6		0:49:56.6	
2	135	Richard Sykes/Steve Link	B12	23	Citroën DS3 R3	0:50:56.4		0:50:56.4	0:59.8
3	42	Gary Cooper/Jon Riley	B12	33	Subaru Impreza RWD	0:52:16.4		0:52:16.4	2:19.8
4	102	Mike Reed/Miles Cartwright	B12	36	Ford Escort Mk2	0:53:24.6		0:53:24.6	3:28.0
5	114	Ian Jemison/Dean Kellett	B12	43	Porsche Boxster	0:55:19.6		0:55:19.6	5:23.0
Class B13									
1	10	Phil Pickard/Simon Pickard	B13	7	Subaru Impreza	0:46:18.3		0:46:18.3	
2	11	Ian Joel/Graeme Wood	B13	8	Ford Escort Cosworth	0:46:31.3		0:46:31.3	0:13.0
3	82	Peter Baylis/Anthony Blyth	B13	12	Mitsubishi Evo 9	0:48:54.7		0:48:54.7	2:36.4
4	78	Daniel Mennell/Heather Grisedale	B13	20	Subaru Impreza	0:50:31.1		0:50:31.1	4:12.8
5	45	John Tolson/Connor Tolson	B13	25	Subaru Impreza	0:51:12.7		0:51:12.7	4:54.4
6	97	Tommy Graham/Mark Pickering	B13	28	Mitsubishi Evo 8	0:51:40.7		0:51:40.7	5:22.4
7	46	Andy Graham/Ryan Graham	B13	34	Subaru Impreza	0:52:36.3		0:52:36.3	6:18.0
8	105	David Auden/Chris Row	B13	35	Mitsubishi Evo 6	0:52:56.9		0:52:56.9	6:38.6

Issued at 18:35 on 30 September 2017

10

Results by Tynemouth Computer Services





Trackrod Forest Stages 2017

30 September 2017

Final Class Results

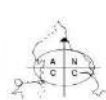


Pos	No.	Driver/Co-driver	Class	Ovrl Pos.	Vehicle	Total Stages	Total Penalty	Total Time	Diff. Leader
Class B13 (Continued)									
9	134	Paul Bonas/Arwel Jenkins	B13	37	Subaru Impreza	0:53:24.7		0:53:24.7	7:06.4
10	91	Jan Budge/Bruce Lindsay	B13	39	Subaru Impreza	0:53:45.9		0:53:45.9	7:27.6
11	87	Stephen Oade/Joe Oade	B13	51	Subaru Impreza	0:57:18.6		0:57:18.6	11:00.3
Class B14									
1	1	Charles Payne/Carl Williamson	B14	1	Ford Fiesta WRC	0:43:38.6		0:43:38.6	
2	2	Stephen Petch/Michael Wilkinson	B14	2	Ford Fiesta RSWRC	0:43:38.8		0:43:38.8	0:00.2
3	136	Thomas Preston/Stuart Loudon	B14	3	Škoda R5	0:45:02.3		0:45:02.3	1:23.7
4	16	Peter M Stephenson/Ian Windress	B14	4	Ford Focus WRC 06	0:46:03.6		0:46:03.6	2:25.0
5	8	Robert Swann/Darren Garrod	B14	9	Ford Fiesta R5	0:46:37.8		0:46:37.8	2:59.2
6	28	James Slaughter/James Whitaker	B14	10	Ford Fiesta	0:47:09.4		0:47:09.4	3:30.8
7	14	Peter Smith/John Millington	B14	11	Ford Fiesta R5	0:47:22.7		0:47:22.7	3:44.1
8	15	Brian Bell/Jamie Edwards	B14	14	Ford Focus 07 WRC	0:49:45.7		0:49:45.7	6:07.1
Class H1									
1	64	Robin Shuttleworth/Ronnie Roughead	H1	38	Ford Mk1 Escort Mexico	0:53:40.1		0:53:40.1	
Class H3									
1	96	Paul Street/Ian Jones	H3	17	Ford Escort Mk2	0:50:12.7		0:50:12.7	
2	27	Rob Dennis/Andrew Boswell	H3	18	Ford Escort Mk2	0:50:23.6		0:50:23.6	0:10.9
Class 1400C									
1	122	Rob Evett/Michael Evett	1400C	49	MG ZR	0:56:59.1		0:56:59.1	
2	118	Carl Davies/Richard Jones	1400C	50	Nissan Micra	0:57:04.3		0:57:04.3	0:05.2
3	113	Ashley Young/Thomas Lambert	1400C	56	Nissan Micra	0:59:52.1		0:59:52.1	2:53.0
4	115	Martin Wray/Jamie Wray	1400C	57	Volkswagen Polo	1:00:30.3		1:00:30.3	3:31.2
Class 1400S									
1	62	Ed Fossey/Chris Sharpe-Simkiss	1400S	31	Toyota Yaris	0:51:59.5		0:51:59.5	
2	119	Dan Chambers/Tom Stoker	1400S	60	Ford Ka	1:02:41.5		1:02:41.5	10:42.0
3	124	Christopher Bush/Robert Clark Smith	1400S	65	Vauxhall Corsa	0:59:34.5	10:00.0	1:09:34.5	17:35.0
Class RF1.4									
1	74	Bart Lang/Sinclair Young	RF1.4	47	Nissan Micra	0:56:01.6		0:56:01.6	
2	123	David Perkins/Jordan Joines	RF1.4	59	Nissan Micra	1:02:39.3		1:02:39.3	6:37.7
3	117	Phil Spilsted/Paul Gallagher	RF1.4	64	Nissan Micra	1:05:06.0		1:05:06.0	9:04.4
Class RF1.6									
1	120	Brendan Leonard/Neil Bye	RF1.6	61	VW	1:02:43.9		1:02:43.9	

Issued at 18:35 on 30 September 2017

11

Results by Tynemouth Computer Services





Trackrod Forest Stages 2017

30 September 2017

Final Retirements and Exclusions

Listed by Competition Number

26 Retirements and Exclusions



No.	Driver/Co-driver	Class	Vehicle	Location	Reason
3	Hugh Hunter/Rob Fagg	B14	Ford Fiesta WRC	TC4	Overheating at Regroup
4	Russ Thompson/Andy Murphy	N4	Mitsubishi Evo 9	TC3	Retired after SS2
6	Karl Simmons/Guy Simmons	B14	Subaru S11 WRC	TC2	Gear Selection before SS2
9	Richard Hill/Steffan Evans	N4	Mitsubishi Evo IX	Stage 2	Stopped SS2
12	Steve Petch/John Richardson	B14	Ford Fiesta S2000	Stage 2	Mechanical SS2
35	Brian Ross/Mark Fisher	B13	Mitsubishi Evo 6	Stage 6	Off road SS6
37	Simon Tuckman/Shawn Hughes	B11	Ford Escort	Stage 6	Stopped SS6
54	Phil Thompson/Fred Roberts	H2	Ford Escort Mk1 RS2000	Stage 5	Stopped SS5
61	Richard Hepworth/Marc Hepworth	B11	Ford Focus RWD	TC3	Retired after SS2
63	Dave Brick/Toby Brick	1400S	Vauxhall Nova	Stage 6	Mechanical SS6
75	Martin Laverty/Phil Kenny	N3	Ford Fiesta ST	Stage 6	Mechanical SS6
77	Yuk Hodgson/Jem Hodgson	B11	Ford Escort Mk2	Stage 6	Electrics SS6
79	Dan Hart/Ash Young	B12	Opel Manta	Stage 4	Transmission SS4
83	Mike Axford/Dave Thomason	B10	Ford Fiesta RS	Stage 3	Mechanical SS3
84	Bernie McLean/Garth Howell	B11	Lotus Elise	TC5	Retired after SS4
85	Kenny Brown/Alan Brown	N3	Nissan Almera GTi	Stage 3	OTL
88	Jason Metcalfe/David Batley	B11	Ford Fiesta ST 150	TC6	OTL
94	George Morrison/Jon Quintrell	1400C	MG ZR	Stage 4	Mechanical SS4
98	Tommi Meadows/Ian Oakey	1400S	Ford Ka	TC4	Differential before SS4
106	Mike Wolff/Mark Twiname	B12	BMW E30	TC3B	Retired in Service
107	Timo Kennish/Dianne Tiddler Stevenson	B12	BMW M3 Compact	Stage 2	Lost drive SS2
111	Chris Lawson/Richard Wardle	1400C	Vauxhall Nova	Stage 6	Driveshaft SS6
116	Pete Gorst/Phil King	1400C	Citroën Saxo	Stage 4	Driveshaft SS4
125	James Hutchings/Kevin Hutchings	B10	Vauxhall Nova	TC5	Clutch after SS4
132	Tony Williams/Karen Phelps	B11	Ford Escort RS	Stage 2	Stopped SS2
133	David Coatsworth/Chris Pattison	1400C	MG ZR	Stage 2	Mechanical SS2

Issued at 18:35 on 30 September 2017

13

Results by Tynemouth Computer Services





Trackrod Forest Stages 2017

30 September 2017

Final Ten Best Times on Each Stage



SS 2 Langdale Fastest 66.25mph Length 13.41 mile			SS 3 Staindale Fastest 61.07mph Length 5.81 mile			SS 4 Gale Rigg Fastest 62.64mph Length 6.10 mile			SS 5 Cropton Fastest 62.68mph Length 7.92 mile			SS 6 Dalby Fastest 57.60mph Length 11.58 mile		
No.	Driver	Time	No.	Driver	Time	No.	Driver	Time	No.	Driver	Time	No.	Driver	Time
1	Payne	12:08.7	2	Petch	5:42.5	1	Payne	5:50.6	2	Petch	7:34.9	2	Petch	12:03.7
3	Hunter	12:09.4	3	Hunter	5:46.6	2	Petch	5:54.8	1	Payne	7:37.6	1	Payne	12:10.6
2	Petch	12:22.9	136	Preston	5:50.6	136	Preston	6:05.1	136	Preston	7:54.7	136	Preston	12:37.1
136	Preston	12:34.8	1	Payne	5:51.1	10	Pickard	6:13.2	16	Stephenson	8:02.9	5	Kakad	12:43.0
16	Stephenson	12:42.4	5	Kakad	5:57.3	16	Stephenson	6:16.5	5	Kakad	8:06.1	7	Naylor	12:43.2
10	Pickard	12:48.3	10	Pickard	6:02.1	8	Swann	6:17.3	7	Naylor	8:07.3	11	Joel	12:52.8
4	Thompson	12:56.0	16	Stephenson	6:03.4	7	Naylor	6:17.8	11	Joel	8:10.2	8	Swann	12:53.2
7	Naylor	12:57.2	8	Swann	6:05.0	11	Joel	6:18.2	10	Pickard	8:10.6	16	Stephenson	12:58.4
11	Joel	13:03.7	7	Naylor	6:05.7	28	Slaughter	6:19.3	8	Swann	8:13.8	10	Pickard	13:04.1
5	Kakad	13:03.8	11	Joel	6:06.4	14	Smith	6:23.3	14	Smith	8:15.1	28	Slaughter	13:04.7





Trackrod Forest Stages 2017

30 September 2017

Final Ten Leading Positions after Each Stage



SS 2 Langdale Gravel Length 13.41 mile			SS 3 Staindale Gravel Length 5.81 mile			SS 4 Gale Rigg Gravel Length 6.10 mile			SS 5 Cropton Gravel Length 7.92 mile			SS 6 Dalby Gravel Length 11.58 mile		
No.	Driver	Total	No.	Driver	Total	No.	Driver	Total	No.	Driver	Total	No.	Driver	Total
1	Payne	0:12:08.7	3	Hunter	0:17:56.0	1	Payne	0:23:50.4	1	Payne	0:31:28.0	1	Payne	0:43:38.6
3	Hunter	0:12:09.4	1	Payne	0:17:59.8	2	Petch	0:24:00.2	2	Petch	0:31:35.1	2	Petch	0:43:38.8
2	Petch	0:12:22.9	2	Petch	0:18:05.4	136	Preston	0:24:30.5	136	Preston	0:32:25.2	136	Preston	0:45:02.3
136	Preston	0:12:34.8	136	Preston	0:18:25.4	16	Stephenson	0:25:02.3	16	Stephenson	0:33:05.2	16	Stephenson	0:46:03.6
16	Stephenson	0:12:42.4	16	Stephenson	0:18:45.8	10	Pickard	0:25:03.6	10	Pickard	0:33:14.2	7	Naylor	0:46:11.2
10	Pickard	0:12:48.3	10	Pickard	0:18:50.4	7	Naylor	0:25:20.7	7	Naylor	0:33:28.0	5	Kakad	0:46:17.8
4	Thompson	0:12:56.0	5	Kakad	0:19:01.1	11	Joel	0:25:28.3	5	Kakad	0:33:34.8	10	Pickard	0:46:18.3
7	Naylor	0:12:57.2	7	Naylor	0:19:02.9	5	Kakad	0:25:28.7	11	Joel	0:33:38.5	11	Joel	0:46:31.3
11	Joel	0:13:03.7	11	Joel	0:19:10.1	8	Swann	0:25:30.8	8	Swann	0:33:44.6	8	Swann	0:46:37.8
5	Kakad	0:13:03.8	8	Swann	0:19:13.5	28	Slaughter	0:25:45.6	28	Slaughter	0:34:04.7	28	Slaughter	0:47:09.4





Trackrod Forest Stages 2017

30 September 2017

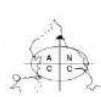
Final Stage Positions



Total number of fastest times, second fastest times etc.

No.	Driver	1	2	3	4	5	6	7	8	9	10	11	12	13	14	15
2	Stephen Petch	3	1	1	-	-	-	-	-	-	-	-	-	-	-	-
1	Charles Payne	2	2	-	1	-	-	-	-	-	-	-	-	-	-	-
3	Hugh Hunter	-	2	-	-	-	-	-	-	-	-	-	-	-	-	-
136	Thomas Preston	-	-	4	1	-	-	-	-	-	-	-	-	-	-	-
16	Peter M Stephenson	-	-	-	1	2	-	1	1	-	-	-	-	-	-	-
5	Sacha Kakad	-	-	-	1	2	-	-	-	-	1	1	-	-	-	-
10	Phil Pickard	-	-	-	1	-	2	-	1	1	-	-	-	-	-	-
7	Pat Naylor	-	-	-	-	1	1	1	1	1	-	-	-	-	-	-
11	Ian Joel	-	-	-	-	-	1	1	1	1	1	-	-	-	-	-
8	Robert Swann	-	-	-	-	-	1	1	1	1	-	1	-	-	-	-
4	Russ Thompson	-	-	-	-	-	-	1	-	-	-	-	-	-	-	-
28	James Slaughter	-	-	-	-	-	-	-	-	1	1	1	2	-	-	-
14	Peter Smith	-	-	-	-	-	-	-	-	-	2	2	-	1	-	-
15	Brian Bell	-	-	-	-	-	-	-	-	-	-	-	2	1	-	-
82	Peter Baylis	-	-	-	-	-	-	-	-	-	-	-	1	1	1	-
31	David Bennett	-	-	-	-	-	-	-	-	-	-	-	-	2	1	1
35	Brian Ross	-	-	-	-	-	-	-	-	-	-	-	-	-	2	1
78	Daniel Mennell	-	-	-	-	-	-	-	-	-	-	-	-	-	1	-
101	Daniel Beckham	-	-	-	-	-	-	-	-	-	-	-	-	-	-	1
97	Tommy Graham	-	-	-	-	-	-	-	-	-	-	-	-	-	-	1
32	Ashley Davies	-	-	-	-	-	-	-	-	-	-	-	-	-	-	1

Note: where more than one competitor has the same stage time, they are all credited with the same stage position.





Trackrod Forest Stages 2017

30 September 2017

Final Time Chart

Competitors in order of time taken on each stage



Posn	Stage				
	2	3	4	5	6
1	1	2	1	2	2
2	3	3	2	1	1
3	2	136	136	136	136
4	136	1	10	16	5
5	16	5	16	5	7
6	10	10	8	7	11
7	4	16	7	11	8
8	7	8	11	10	16
9	11	7	28	8	10
10	5	11	14	14	28
11	8	14	5	28	14
12	28	28	15	15	82
13	14	15	82	31	31
14	35	31	35	82	78
15	31	35	101	97	32
16	82	32	24	101	121
17	32	96	31	78	101
18	101	82	32	35	96
19	96	45	78	27	15
20	27	27	96	44	44
21	135	101	135	24	24
22	24	24	27	96	27=
23	44	78	103	32	45=
24	43	121=	138	39	138
25	63	135=	43	121=	39
26	106	43	63	135=	43
27	121	63	39	43	97
28	15	39	45	138	135
29	68	44	97	42	99
30	53	103	121	63	103
31	62	53	42	134	53
32	45	97	44=	45	68
33	78	138	53=	62	46
34	39	99	68	37	62
35	40	68	99	40=	134
36	125	62	62=	99=	102
37	103	106	91=	46	40
38	99	42	134	68	42
39	138	125	102	102	105
40	42	46	105	105	64
41	37	105	40	103	91
42	105	91	37	140	140
43	46	134	46	64	55
44	64	102	140	85	87
45	97	64	64	114	52
46	91	98	85	49	114
47	85	71	114	141	86
48	141	79	141	77	71
49	140	141	55	86	74
50	75	75=	74	71	141
51	52	114=	75	111	49
52	102	49	54	91	118
53	114	55	111	52	122
54	71	52	86	75	95
55	55	116	52	55	124
56	74	54	122	87	115
57	134	74	77	74	57
58	54	86	118	122	113

Posn	Stage				
	2	3	4	5	6
59	83	111	71	118	67
60	118	77	124	95	123
61	86	118	57	124	88
62	122	87	95	113	119
63	79	84	87	120	120
64	98	57	49	115	117
65	49	122	113	57	126
66	111	113	115	67	65
67	116	140	67	119	
68	94	95	65	126	
69	84	65	123	123	
70	124	67	84	88	
71	95	120	119	65	
72	87	115	120	117	
73	57	123=	126	53	
74	113	126=	117		
75	126	119	88		
76	115	117	125		
77	77	94			
78	67	88			
79	120	124			
80	65	37=			
81	123	40=			
82	119	85=			
83	117				
84	88				
85	61				

Issued at 18:35 on 30 September 2017

17

Results by Tynemouth Computer Services





Trackrod Forest Stages 2017

30 September 2017

Final Stage Chart

Cumulative positions after each stage (including all additional penalties)



Posn	Stage				
	2	3	4	5	6
1	1	3	1	1	1
2	3	1	2	2	2
3	2	2	136	136	136
4	136	136	16	16	16
5	16	16	10	10	7
6	10	10	7	7	5
7	4	5	11	5	10
8	7	7	5	11	11
9	11	11	8	8	8
10	5	8	28	28	28
11	8	28	14	14	14
12	28	14	35	35	82
13	14	35	31	31	31
14	35	31	82	82	15
15	31	82	32	15	101
16	82	32	101	101	32
17	32	101	15	32	96
18	101	96	96	96	27
19	96	27	24	27	24
20	27	24	27	24	78
21	135	15	135	135	44
22	24	135	43	78	121
23	44	44	78	44	135
24	43	43	63	43	43
25	63	45	45	121	45
26	106	63	44	63	39
27	121	121	121	39	138
28	15	78	39	45	97
29	68	39	103	138	103
30	53	106	53	97	68
31	62	53	138	103	62
32	45	68	68	62	99
33	78	103	62	68	42
34	39	62	99	42	46
35	40	99	42	99	105
36	125	138	97	46	102
37	103	125	105	105	134
38	99	42	46	64	64
39	138	105	91	102	91
40	42	46	64	134	140
41	37	97	102	91	141
42	105	91	134	141	55
43	46	64	141	140	114
44	64	141	75	114	52
45	97	102	114	75	71
46	91	75	140	55	86
47	85	134	55	71	74
48	141	71	52	52	49
49	140	52	71	86	122
50	75	114	74	74	118
51	52	55	54	49	87
52	102	140	86	111	40
53	114	79	118	122	53
54	71	74	122	118	95
55	55	54	111	87	57
56	74	98	49	77	113
57	134	86	95	95	115

Posn	Stage				
	2	3	4	5	6
58	54	49	87	40	67
59	83	118	84	57	123
60	118	122	57	37	119
61	86	116	77	113	120
62	122	111	113	115	126
63	79	84	115	53	65
64	98	95	40	67	117
65	49	87	126	120	124
66	111	57	67	126	
67	116	94	37	119	
68	94	113	65	65	
69	84	77	120	123	
70	124	115	123	117	
71	95	126	125	88	
72	87	67	119	124	
73	57	120	117		
74	113	65	88		
75	126	123	124		
76	115	119			
77	77	40			
78	67	37			
79	120	117			
80	65	88			
81	123	124			
82	119				
83	117				
84	88				
85	61				

